

Environmental product declaration

in accordance with ISO 14025 and EN 15804+A2

SOLAR PLUS FERDIGTRUKKET PLS90 2X1,5 R100 HF



TECCON

The Norwegian EPD Foundation

Owner of the declaration:

TECCON Norge AS

Product:

SOLAR PLUS FERDIGTRUKKET PLS90 2X1,5 R100 HF

Declared unit:

1 m

This declaration is based on Product Category

Rules:

CEN Standard EN 15804:2012+A2:2019 serves as core PCR

NPCR 027:2020 Part B for Electrical cables and wires

Program operator:

The Norwegian EPD Foundation

Declaration number:

NEPD-11012-9958

Registration number:

NEPD-11012-9958

Issue date:

09.05.2025

Valid to:

09.05.2030

EPD software:

LCAno EPD generator ID: 967913

General information

Product

SOLAR PLUS FERDIGTRUKKET PLS90 2X1,5 R100 HF

Program operator:

The Norwegian EPD Foundation
Post Box 5250 Majorstuen, 0303 Oslo, Norway
Phone: +47 977 22 020
web: www.epd-norge.no

Declaration number:

NEPD-11012-9958

This declaration is based on Product Category Rules:

CEN Standard EN 15804:2012+A2:2019 serves as core PCR
NPCR 027:2020 Part B for Electrical cables and wires

Statement of liability:

The owner of the declaration shall be liable for the underlying information and evidence. EPD Norway shall not be liable with respect to manufacturer information, life cycle assessment data and evidences.

Declared unit:

1 m SOLAR PLUS FERDIGTRUKKET PLS90 2X1,5 R100 HF

Declared unit with option:

A1, A2, A3, A4, A5, C1, C2, C3, C4, D

Functional unit:

General information on verification of EPD from EPD tools:

Independent verification of data, other environmental information and the declaration according to ISO 14025:2010, § 8.1.3 and § 8.1.4. Verification of each EPD is made according to EPD-Norway's guidelines for verification and approval requiring that tools are i) integrated into the company's environmental management system, ii) the procedures for use of the EPD tool are approved by EPD-Norway, and iii) the process is reviewed annually by an independent third party verifier. See Appendix G of EPD-Norway's General Programme Instructions for further information on EPD tools

Verification of EPD tool:

Independent third party verification of the EPD tool, background data and test-EPD in accordance with EPDNorway's procedures and guidelines for verification and approval of EPD tools. Approval number: NEPDT32.

Third party verifier:

Vito D'Incognito, Take Care International

(no signature required)

Owner of the declaration:

TECCON Norge AS
Contact person: Jan Vestergaard
Phone: 51 73 37 00
e-mail: jan.vestergaard@teccon.no

Manufacturer:

TECCON Norge AS

Place of production:

TECCON Norge AS
Mekjarvik 18
4072 Randaberg, Norway

Management system:

Eco-lighthouse: 4247

Organisation no:

986 452 125

Issue date:

09.05.2025

Valid to:

09.05.2030

Year of study:

2024

Comparability:

EPD of construction products may not be comparable if they not comply with EN 15804 and seen in a building context.

Development and verification of EPD:

The declaration is created using EPD tool lca.tools ver EPD2022.03, developed by LCA.no. The EPD tool is integrated in the company's management system, and has been approved by EPD Norway. Approval number: NEPDT155

Developer of EPD: Jan Vestergaard, Teccon Norge AS

Reviewer of company-specific input data and EPD: Jorulv Søbstad

Approved:



Håkon Hauan, CEO EPD-Norge

Product

Product description:

Installasjonsløsning - PP rør er foretrukket med bevegelig dobbelisolert forsynings kabel for både primær og sekundærsiden av trafo til lys-installasjons systemer. Konstruksjonen sikrer at kabel kan brukes direkte i strekk avlaster uten ekstra mekanisk beskyttelse if. NEK. Løsning er for innendørs fast forelegging og brukes ved skjult og åpen installasjon samt innstøping i betong. Kabelen er også egnet for installasjon i kanaler, kabelbroer, stiger og under datagulv. Halogenfrie rør og kabler kan brukes når det ønskes ekstra beskyttelse mot røyk, farlige syreholdige or irriterende gasser. Gir personer mulighet for å komme seg i sikkerhet ved brann.

Product specification

Construction standard - Pipe: EN 611386-1; EN 61386-22

Pipe designation: ICTA 34423

General: EN50525-1

Specific conductor EN52525-2-31

Specific jacket EN50525-2-11

Materials	kg	%
Metal - Copper	0,026	23,70
Plastic - Polypropylene (PP)	0,047	41,88
Thermoplastic elastomers (TPE)	0,038	34,40
Total	0,11	100,00

Packaging	kg	%
Packaging - Plastic	0,00	100,00
Total incl. packaging	0,11	100,00

Technical data:

CONDUIT

Construction standards EN 611386-1; EN 61386-22

ICTA 34423

Corrugated Conduit Pliable/Self recovering halogen free Polypropylene

Compression force 750N

Marking EN, Date, and meter marking: 0-100m

Temperature - operation -25 to + 90°C

Temperature - installation -5 to + 90°C

Bending Radius 8 x D

Resistant to fire performance Flame retardant, self-extinguishing, low smoke toxic emission

Insulations resistance > 100M Ω at 500V in 1 min

Test - mechanical Acc. EN 61386-1; EN 61386-22

Test - electrical Acc. EN 61386-1; >2,0kV 50HZ in 15 min

KABEL

Standard

Fabrikkstandard

Leder

Flertrådet glødet fleksibel

kobber leder

EN 60228 cl. 2

Isolasjon

Farget HFFR materiale

Leder opplegging

Parallelt opplagt med individuell ytterkappe

Fargekode

Brun, blå

Test Spenning

2000V AC 5 min

Ytterkappe

Halogenfri, brannhemmende og selvslukkende hvit

Merking

TEC CON PLS 90 LIGHT

Brannegenskap

EN 60332-1; EN 60754; EN 61034

Halogenfri

EN61034, EN60754-1, EN60754-2

CPR klasse

Dca EN 50575

DoP nr.

17_0006_00

Merkespenning

450/750V

Temperatur - installasjon

-5 til +50oC

Temperatur - drift

-30 til +80oC

Temperatur klassifisering

90oC

Bøyeegenskap - fast installert

8 x D

Market:

Nordic

Reference service life, product

25Y+

Reference service life, building or construction works

25Y+

LCA: Calculation rules

Declared unit:

1 m SOLAR PLUS FERDIGTRUKKET PLS90 2X1,5 R100 HF

Cut-off criteria:

All major raw materials and all the essential energy is included. The production processes for raw materials and energy flows with very small amounts (less than 1%) are not included. These cut-off criteria do not apply for hazardous materials and substances.

All major materials have been included. Substance representing <1% have not been included. This include folio film for packaging!

Allocation:

The allocation is made in accordance with the provisions of EN 15804. Incoming energy and water and waste production in-house is allocated equally among all products through mass allocation. Effects of primary production of recycled materials is allocated to the main product in which the material was used. The recycling process and transportation of the material is allocated to this analysis. The allocation is made in accordance with the guidelines given in EN 15804.

Raw material - Information derived from manufactory and from a LCA generator

Processing: Derived from actual measurements during production of the individual units/stages.

Data quality:

Specific data for the product composition are provided by the manufacturer. The data represent the production of the declared product and were collected for EPD development in the year of study. Background data is based on EPDs according to EN 15804 and different LCA databases. The data quality of the raw materials in A1 is presented in the table below.

Data from material supplier and the LCA generator has been accepted "As-Is"

Data from processing TECCON in-house has been repeated ongoingly without major deviations. Figures given in document are worst case values.

Materials	Source	Data quality	Year
Metal - Copper	ecoinvent 3.6	Database	2019
Packaging - Plastic	ecoinvent 3.6	Database	2019
Plastic - Polypropylene (PP)	ecoinvent 3.6	Database	2019
Thermoplastic elastomers (TPE)	ecoinvent 3.6	Database	2019

System boundaries (X=included, MND=module not declared, MNR=module not relevant)

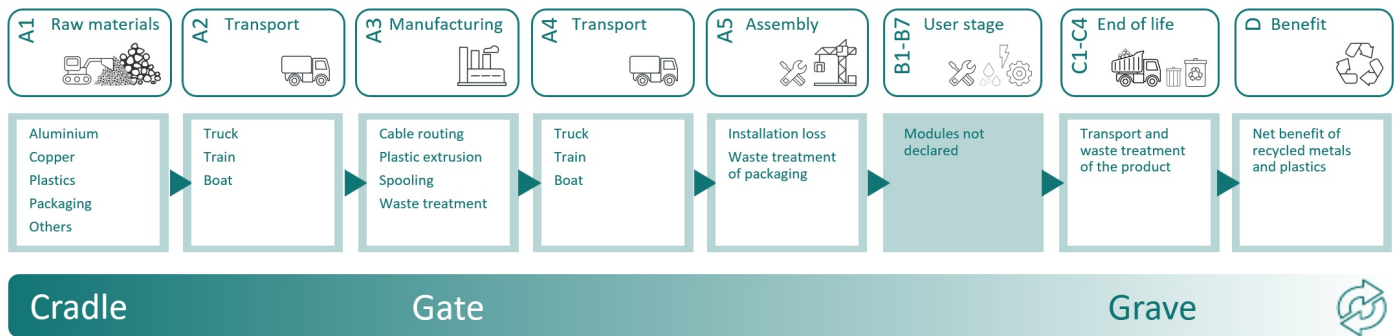
Product stage			Construction installation stage		Use stage								End of life stage				Beyond the system boundaries
Raw materials	Transport	Manufacturing	Transport	Assembly	Use	Maintenance	Repair	Replacement	Refurbishment	Operational energy use	Operational water use	De-construction demolition	Transport	Waste processing	Disposal	Reuse-Recovery-Recycling-potential	
A1	A2	A3	A4	A5	B1	B2	B3	B4	B5	B6	B7	C1	C2	C3	C4	D	
X	X	X	X	X	MND	MND	MND	MND	MND	MND	MND	X	X	X	X	X	

System boundary:

Cradle to Gate.

The following stages have been declared: A1-A4

The flowchart below illustrates the system boundaries of the analysis:



Additional technical information:

LCA: Scenarios and additional technical information

The following information describe the scenarios in the different modules of the EPD.

Module A4 = In A4, a transport distance from the production site to Elektroskandia's warehouse in Langhus was included. A distance of 300 km was also added as additional transport to market.

Modules A5 = 2 % product losses during installation are estimated by the company. No energy use has been quantified since installation in buildings is often done by manual labour. Use of portable electrical devices (e.g., drill) usually have low energy requirements falling under the cut-off criterion of 1%.

Module C1 = de-construction in buildings is often done by manual labour. Use of portable electrical devices (e.g., drill) usually have low energy requirements falling under the cut-off criterion of 1%.

Module C2 = 85 km is added as default transport to waste treatment in C2.

Modules C3 and C4 = Waste treatment of the product follows the default values provided in EN 50693, Product Category Rules for life cycle assessments of electronic and electrical products and systems, table G.4. This table specified how different types of raw materials used in A1 will likely be treated during the end-of-life of the product. Waste treatments in C3 include material recycling and incineration with and without energy recovery and fly ash extraction. Disposal in C4 consist of landfilling of different waste fractions and of ashes.

Module D = The recyclability of metals and plastics allows the producers a credit for the net scrap that is produced at the end of a product's life. The benefits from recycling of net scrap are described in formula from EN 15804:2012+A2:2019. Substitution of heat and electricity generated by the incineration with energy recovery of plastics is also calculated in module D.

Transport from production place to user (A4)	Capacity utilisation (incl. return) %	Distance (km)	Fuel/Energy Consumption	Unit	Value (Liter/tonne)
Truck, 16-32 tonnes, EURO 6 (kgkm) - RER	36,7 %	788	0,043	l/tkm	33,88
Assembly (A5)		Unit	Value		
Waste, cardboard and paper, to average treatment - A3, inkl. transp. (kg)	kg/DU	0,029			
Product loss during installation (percentage of cable)	Units/DU	0,020			
Waste, plastic, mixture, to average treatment - A5 including transport (kg)	kg	0,00035			
Transport to waste processing (C2)	Capacity utilisation (incl. return) %	Distance (km)	Fuel/Energy Consumption	Unit	Value (Liter/tonne)
Truck, 16-32 tonnes, EURO 5 (kgkm) - RER	36,7 %	85	0,044	l/tkm	3,74
Waste processing (C3)		Unit	Value		
Aluminium to recycling (kg)	kg/DU	0,023			
Waste treatment of polyvinylchloride (PVC), incineration with energy recovery and fly ash extraction (kg)	kg/DU	0,038			
Waste treatment of polypropylene (PP), incineration with energy recovery and fly ash extraction (kg)	kg/DU	0,065			
Polypropylene (PP) to recycling (kg)	kg	0,0094			
Copper to recycling (kg)	kg	0,015			
Waste treatment of plastic mixture, incineration with energy recovery and fly ash extraction (kg)	kg	0,019			
Disposal (C4)		Unit	Value		
Landfilling of ashes from incineration of Polyvinylchloride (PVC), process per kg ashes and residues (kg)	kg	0,012			
Landfilling of ashes from incineration of Polypropylene (PP), process per kg ashes and residues (kg)	kg	0,0033			
Landfilling of aluminium (kg)	kg/DU	0,0026			
Landfilling of plastic mixture (kg)	kg	0,038			
Landfilling of copper (kg)	kg	0,010			
Landfilling of ashes from incineration of Plastic mixture, process per kg ashes and residues (kg)	kg	0,00067			
Benefits and loads beyond the system boundaries (D)		Unit	Value		
Substitution of electricity, in Norway (MJ)	MJ	0,43			
Substitution of thermal energy, district heating, in Norway (MJ)	MJ	4,53			
Substitution of primary copper with net scrap (kg)	kg/DU	0,028			
Substitution of Polypropylene, PP granulate (kg)	kg	0,0092			

LCA: Results

The LCA results are presented below for the declared unit defined on page 2 of the EPD document.

Environmental impact												
Indicator	Unit	A1	A2	A3	A4	A5	C1	C2	C3	C4	D	
GWP-total	kg CO ₂ -eq	4,07E-01	1,49E-02	4,00E-02	1,45E-02	1,64E-02	0	1,60E-03	2,91E-01	7,65E-03	-1,15E-01	
GWP-fossil	kg CO ₂ -eq	4,01E-01	1,49E-02	4,00E-02	1,45E-02	1,66E-02	0	1,59E-03	2,91E-01	7,65E-03	-1,14E-01	
GWP-biogenic	kg CO ₂ -eq	6,02E-03	5,95E-06	4,36E-05	5,99E-06	-2,09E-04	0	6,50E-07	3,39E-05	1,90E-06	-4,78E-04	
GWP-luluc	kg CO ₂ -eq	2,74E-04	5,81E-06	7,00E-06	5,15E-06	8,36E-06	0	5,57E-07	6,44E-06	5,44E-07	-9,86E-04	
ODP	kg CFC11-eq	1,23E-06	3,35E-09	5,49E-10	3,28E-09	1,67E-09	0	3,63E-10	2,77E-09	3,80E-10	-1,92E-03	
AP	mol H ⁺ -eq	2,32E-02	8,80E-05	2,66E-05	4,16E-05	4,96E-04	0	6,52E-06	7,59E-05	1,32E-05	-1,17E-02	
EP-FreshWater	kg P -eq	2,25E-04	1,13E-07	1,30E-07	1,16E-07	4,75E-06	0	1,25E-08	2,51E-07	5,16E-08	-7,97E-05	
EP-Marine	kg N -eq	8,60E-04	1,98E-05	7,13E-06	8,23E-06	2,21E-05	0	1,93E-06	2,58E-05	8,64E-06	-5,52E-04	
EP-Terrestrial	mol N -eq	1,20E-02	2,21E-04	7,83E-05	9,21E-05	2,88E-04	0	2,14E-05	2,76E-04	4,70E-05	-8,18E-03	
POCP	kg NMVOC-eq	3,99E-03	6,77E-05	2,08E-05	3,53E-05	9,20E-05	0	6,54E-06	7,13E-05	1,38E-05	-2,25E-03	
ADP-minerals&metals ¹	kg Sb-eq	6,52E-05	3,80E-07	1,61E-07	4,00E-07	1,43E-06	0	4,32E-08	1,74E-07	1,45E-08	-6,46E-05	
ADP-fossil ¹	MJ	8,38E+00	2,22E-01	5,01E-02	2,19E-01	2,01E-01	0	2,40E-02	1,19E-01	3,28E-02	-1,66E+00	
WDP ¹	m ³	9,25E+00	1,99E-01	3,69E+00	2,12E-01	3,56E-01	0	2,29E-02	2,15E+00	5,11E-01	-3,56E+00	







GWP-total = Global Warming Potential total; GWP-fossil = Global Warming Potential fossil fuels; GWP-biogenic = Global Warming Potential biogenic; GWP-luluc = Global Warming Potential land use and land use change; ODP = Depletion potential of the stratospheric ozone layer; AP = Acidification potential, Accumulated Exceedance; EP-freshwater = Eutrophication potential, fraction of nutrients reaching freshwater end compartment; EP-marine = Eutrophication potential, fraction of nutrients reaching marine end compartment; EP-terrestrial = Eutrophication potential, Accumulated Exceedance; POCP = Formation potential of tropospheric ozone; ADP-minerals&metals = Abiotic depletion potential for non-fossil resources; ADP-fossil = Abiotic depletion for fossil resources potential; WDP = Water (user) deprivation potential, deprivation-weighted water consumption

"Reading example: 9,0 E-03 = 9,0*10⁻³ = 0,009"

*INA Indicator Not Assessed

1. The results of this environmental impact indicator shall be used with care as the uncertainties on these results are high or as there is limited experienced with the indicator

Remarks to environmental impacts

Additional environmental impact indicators												
Indicator	Unit	A1	A2	A3	A4	A5	C1	C2	C3	C4	D	
 PM	Disease incidence	4,59E-08	8,19E-10	2,32E-10	8,87E-10	1,11E-09	0	1,15E-10	4,34E-10	1,66E-10	-3,66E-08	
 IRP ²	kgBq U235 -eq	1,12E-02	9,67E-04	4,96E-04	9,57E-04	3,71E-04	0	1,05E-04	5,30E-04	1,75E-04	-3,70E-03	
 ETP-fw ¹	CTUe	1,72E+02	1,61E-01	1,91E-01	1,62E-01	3,95E+00	0	1,77E-02	5,01E+00	8,30E+00	-1,07E+02	
 HTP-c ¹	CTUh	4,18E-09	0,00E+00	8,00E-12	0,00E+00	8,70E-11	0	0,00E+00	1,80E-11	2,00E-12	-1,53E-09	
 HTP-nc ¹	CTUh	3,66E-07	1,64E-10	2,26E-10	1,77E-10	7,66E-09	0	1,90E-11	1,41E-09	1,19E-10	-1,29E-07	
 SQP ¹	dimensionless	2,67E+00	1,44E-01	2,89E-02	1,53E-01	1,61E-01	0	1,66E-02	3,96E-02	1,04E-01	-3,87E+00	

PM = Particulate Matter emissions; IRP = Ionizing radiation – human health; ETP-fw = Eco toxicity – freshwater; HTP-c = Human toxicity – cancer effects; HTP-nc = Human toxicity – non cancer effects; SQP = Potential Soil Quality Index (dimensionless)

"Reading example: 9,0 E-03 = 9,0*10⁻³ = 0,009"

*INA Indicator Not Assessed




1. The results of this environmental impact indicator shall be used with care as the uncertainties on these results are high or as there is limited experienced with the indicator
2. This impact category deals mainly with the eventual impact of low dose ionizing radiation on human health of the nuclear fuel cycle. It does not consider effects due to possible nuclear accidents, occupational exposure nor due to radioactive waste disposal in underground facilities. Potential ionizing radiation from the soil, from radon and from some construction materials is also not measured by this indicator.

Resource use												
Indicator	Unit	A1	A2	A3	A4	A5	C1	C2	C3	C4	D	
PERE	MJ	5,41E-01	3,02E-03	2,70E-01	3,13E-03	1,70E-02	0	3,39E-04	1,37E-02	2,73E-03	-2,73E+00	
PERM	MJ	0,00E+00	0,00E+00	0,00E+00	0,00E+00	1,62E-02	0	0,00E+00	0,00E+00	0,00E+00	0,00E+00	
PERT	MJ	5,41E-01	3,02E-03	2,70E-01	3,13E-03	3,32E-02	0	3,39E-04	1,37E-02	2,73E-03	-2,73E+00	
PENRE	MJ	5,78E+00	2,22E-01	5,02E-02	2,19E-01	1,54E-01	0	2,40E-02	1,19E-01	3,28E-02	-1,38E+00	
PENRM	MJ	2,73E+00	0,00E+00	0,00E+00	0,00E+00	-1,25E-02	0	0,00E+00	-2,69E+00	0,00E+00	-3,02E-01	
PENRT	MJ	8,52E+00	2,22E-01	5,02E-02	2,19E-01	1,42E-01	0	2,40E-02	-2,57E+00	3,28E-02	-1,68E+00	
SM	kg	6,16E-03	0,00E+00	0,00E+00	0,00E+00	1,50E-04	0	0,00E+00	0,00E+00	1,33E-05	1,99E-02	
RSF	MJ	1,04E-02	1,07E-04	2,30E-04	1,12E-04	2,41E-04	0	1,21E-05	2,52E-04	6,33E-05	8,51E-04	
NRSF	MJ	4,31E-03	4,15E-04	5,98E-04	4,01E-04	2,01E-04	0	4,33E-05	0,00E+00	6,82E-04	-1,34E-01	
FW	m ³	6,23E-03	2,26E-05	2,06E-03	2,34E-05	2,67E-04	0	2,53E-06	2,52E-03	3,49E-05	-5,80E-03	

PERE = Use of renewable primary energy excluding renewable primary energy resources used as raw materials; PERM = Use of renewable primary energy resources used as raw materials; PERT = Total use of renewable primary energy resources; PENRE = Use of non renewable primary energy excluding non-renewable primary energy resources used as raw materials; PENRM = Use of non renewable primary energy resources used as raw materials; PENRT = Total use of non renewable primary energy resources; SM = Use of secondary materials; RSF = Use of renewable secondary fuels; NRSF = Use of non-renewable secondary fuels; FW = Net use of fresh water

*Reading example: 9,0 E-03 = 9,0*10⁻³ = 0,009"






*INA Indicator Not Assessed

End of life - Waste												
Indicator	Unit	A1	A2	A3	A4	A5	C1	C2	C3	C4	D	
 HWD	kg	2,73E-03	1,12E-05	4,29E-04	1,13E-05	2,17E-04	0	1,23E-06	0,00E+00	4,47E-03	-8,08E-04	
 NHWD	kg	7,86E-02	9,87E-03	2,96E-02	1,06E-02	4,70E-03	0	1,15E-03	0,00E+00	6,44E-02	-4,32E-02	
 RWD	kg	1,03E-05	1,51E-06	3,27E-07	1,49E-06	3,75E-07	0	1,64E-07	0,00E+00	1,40E-07	-3,04E-06	

HWD = Hazardous waste disposed; NHWD = Non-hazardous waste disposed; RWD = Radioactive waste disposed

*Reading example: 9,0 E-03 = 9,0*10⁻³ = 0,009"

*INA Indicator Not Assessed

End of life - Output flow												
Indicator	Unit	A1	A2	A3	A4	A5	C1	C2	C3	C4	D	
 CRU	kg	0,00E+00	0,00E+00	0,00E+00	0,00E+00	0,00E+00	0	0,00E+00	0,00E+00	0,00E+00	0,00E+00	
 MFR	kg	0,00E+00	0,00E+00	9,66E-02	0,00E+00	2,66E-02	0	0,00E+00	4,93E-02	3,44E-06	-7,85E-04	
 MER	kg	0,00E+00	0,00E+00	1,55E-02	0,00E+00	2,47E-03	0	0,00E+00	1,24E-01	4,20E-07	-1,25E-04	
 EEE	MJ	0,00E+00	0,00E+00	2,39E-02	0,00E+00	6,58E-03	0	0,00E+00	1,76E-01	8,41E-06	-2,90E-04	
 EET	MJ	0,00E+00	0,00E+00	3,61E-01	0,00E+00	9,96E-02	0	0,00E+00	2,67E+00	1,27E-04	-4,39E-03	

CRU = Components for re-use; MFR = Materials for recycling; MER = Materials for energy recovery; EEE = Exported energy electrical; EET = Exported energy thermal

*Reading example: 9,0 E-03 = 9,0*10⁻³ = 0,009"

*INA Indicator Not Assessed

Biogenic Carbon Content		
Indicator	Unit	At the factory gate
Biogenic carbon content in product	kg C	0,00E+00
Biogenic carbon content in accompanying packaging	kg C	0,00E+00

Note: 1 kg biogenic carbon is equivalent to 44/12 kg CO₂

Additional requirements

Greenhouse gas emissions from the use of electricity in the manufacturing phase

National production mix from import, low voltage (production of transmission lines, in addition to direct emissions and losses in grid) of applied electricity for the manufacturing process (A3).

Electricity mix	Source	Amount	Unit
Electricity, Norway (kWh)	ecoinvent 3.6	24,33	g CO2-eq/kWh

Dangerous substances

The product contains no substances given by the REACH Candidate list.

Indoor environment

No effect on in-door environment

Additional Environmental Information

Additional environmental impact indicators required in NPCR Part A for construction products											
Indicator	Unit	A1	A2	A3	A4	A5	C1	C2	C3	C4	D
GWPIOBC	kg CO ₂ -eq	4,00E-01	1,49E-02	4,00E-02	1,45E-02	1,59E-02	0	1,60E-03	2,91E-01	7,89E-03	-7,73E-02

GWPIOBC: Global warming potential calculated according to the principle of instantaneous oxidation. In order to increase the transparency of biogenic carbon contribution to climate impact, the indicator GWP-IOBC is required as it declares climate impacts calculated according to the principle of instantaneous oxidation. GWP-IOBC is also referred to as GWP-GHG in context to Swedish public procurement legislation.

Bibliography

ISO 14025:2010. Environmental labels and declarations - Type III environmental declarations - Principles and procedures. International Organization for Standardization.

ISO 14044:2006. Environmental management - Life cycle assessment - Requirements and guidelines. International Organization for Standardization.

EN 15804:2012+A2:2019. Environmental product declaration - Core rules for the product category of construction products. European Committee for Standardization.

ISO 21930:2017. Sustainability in buildings and civil engineering works - Core rules for environmental product declarations of construction products. International Organization for Standardization.

EN 50693:2019. Product category rules for life cycle assessments of electronic and electrical products and systems. European Committee for Standardization.




Ecoinvent v3, 2019. Allocation, cut-off by classification. Swiss Centre of Life Cycle Inventories.

Iversen et al., (2021). eEPD v2021.09, background information for EPD generator tool system verification, LCA.no. Report number: 07.21. System verification report.

Philis et al., (2022). EPD generator for NPCR 027 part B for electrical wires and cables, background information for EPD generator application and LCA data, LCA.no Report number: 03.22. PCR verification report.

EPD Norway (2022). NPCR Part A: Construction products and services. The Norwegian EPD foundation. Version 2.0 published 24.03.2021.

EPD Norway (2022). NPCR 027 Part B for electrical cables and wires. The Norwegian EPD foundation. Version 2.0 published 01.03.2022.

 <small>Global program operator</small>	Program operator and publisher The Norwegian EPD Foundation Post Box 5250 Majorstuen, 0303 Oslo, Norway	Phone: +47 977 22 020 e-mail: post@epd-norge.no web: www.epd-norge.no
	Owner of the declaration: TECCON Norge AS Mekjarvik 18, 4072 Randaberg, Norway	Phone: 51 73 37 00 e-mail: jan.vestergaard@teccon.no web: teccon.no
	Author of the Life Cycle Assessment LCA.no AS Dokka 6A, 1671 Kråkerøy, Norway	Phone: +47 916 50 916 e-mail: post@lca.no web: www.lca.no
	Developer of EPD generator LCA.no AS Dokka 6A, 1671 Kråkerøy, Norway	Phone: +47 916 50 916 e-mail: post@lca.no web: www.lca.no
	ECO Platform ECO Portal	web: www.eco-platform.org web: ECO Portal