

## ENVIRONMENTAL PRODUCT DECLARATION

in accordance with ISO 14025, ISO 21930 and EN 15804

Owner of the declaration:	Jotun A/S
Program operator:	The Norwegian EPD Foundation
Publisher:	The Norwegian EPD Foundation
Declaration number:	NEPD-3389-2009-EN
Registration number:	NEPD-3389-2009-EN
ECO Platform reference number:	-
Issue date:	11.03.2022
Valid to:	11.03.2027

### Hardtop Eco Matt, Jotun India Private Limited

Jotun A/S



[www.epd-norge.no](http://www.epd-norge.no)



# Hardtop

# ECO MATT

## General information

**Product:**

Hardtop Eco Matt, Jotun India Private Limited

**Program operator:**

The Norwegian EPD Foundation  
Pb. 5250 Majorstuen, 0303 Oslo  
Phone: +47 23 08 80 00  
e-mail: [post@epd-norge.no](mailto:post@epd-norge.no)

**Declaration number:**

NEPD-3389-2009-EN

**ECO Platform reference number:****This declaration is based on Product Category Rules:**

CEN Standard EN 15804:2012+A1:2013 serves as core PCR.  
IBU PCR Part B for coatings with organic binders

**Statement of liability:**

The owner of the declaration shall be liable for the underlying information and evidence. EPD Norway shall not be liable with respect to manufacturer information, life cycle assessment data and evidences.

**Declared unit:**

1 kg Hardtop Eco Matt, Jotun India Private Limited

**Declared unit with option:**

A1,A2,A3

**Functional unit:****Verification:**

Independent verification of data, other environmental information and the declaration according to ISO 14025:2010, § 8.1.3 and § 8.1.4

External

Third party verifier:

Sign



Senior Research Scientist, Anne Rønning

(Independent verifier approved by EPD Norway)

**Owner of the declaration:**

Jotun A/S  
Contact person: Anne Lill Gade  
Phone: +47 33 45 70 00  
e-mail: [anne.lill.gade@jotun.no](mailto:anne.lill.gade@jotun.no)

**Manufacturer:**

Jotun India Private Limited

**Place of production:**

Jotun India Private Limited  
Plot D 280, Ranjangaon MIDC, Village Karegaon, Taluka Shirur 412220 Pune,  
Maharashtra State  
India

**Management system:**

ISO 9001:2008 Certificate nr: 0044915-00, ISO 14001:2004 Certificate nr 0044914-00, ISO 45001: 2018 Certificate nr: 0098139

**Organisation no:**

923 248 579

**Issue date:** 11.03.2022**Valid to:** 11.03.2027**Year of study:**

2022

**Comparability:**

EPD of construction products may not be comparable if they not comply with EN 15804 and seen in a building context.

**Author of the Life Cycle Assessment:**


The declaration is developed using EPD tool lca.tools ver EPD2020.11, developed by LCA.no AS  
Approval:

Collected/registered by: Ken Gudvangen

Internal verification by: Cleo Alves Otterbech

**Approved:**

Sign

  
Håkon Hauan  
Managing Director of EPD-Norway

## Product

### Product description:

Hardtop Eco Matt is a two component chemically curing aliphatic acrylic polyurethane coating. It is a high solids product, has low VOC and a matt finish with very good colour and gloss retention.

The declared product contains no solvents on the Hazardous Air Pollutants (HAPs) list. Minor amounts of such solvents may come in through tinting of some colours.

To be used as topcoat in atmospheric environments.

Protective: Recommended for bridges and buildings. Suitable for a wide range of industrial structures.

### Product specification

For information on Green Building Standard credits, see "Additional Information" on page 4.

The material composition of the declared mixed product is given below:

Materials	%
Binder	25-50
Additive	10-25
Filler	10-25
Solvent	10-25
Titanium dioxide	10-25

### Technical data:

Product mixing ratio (by volume):  
Hardtop Eco Matt Comp A: 4 part(s)  
Hardtop Eco Comp B: 1 part(s)

Calculated density 1.4 g/cm<sup>3</sup>  
Solids by volume: 73 ± 2 volume%

Film thickness per coat:  
Dry film thickness: 75 - 100 um.  
Wet film thickness: 100 - 140 um.  
Theoretical spreading rate: 9.7 – 7.3 m<sup>2</sup>/l.

The most representative and worst case formulation produced at the manufacturing site is chosen for this EPD. For products with a selection of colours, this will be the formulation with the highest content of titanium dioxide.

The product packaging is based on an average sized metal packaging, including secondary packaging such as pallets and plastic wrapping.

For safety, health and environmental conditions, see the Safety Data Sheet for the declared product on [www.jotun.com](http://www.jotun.com).

For information on technical data, application and use of the product, see the Technical Data Sheet for the declared product on [www.jotun.com](http://www.jotun.com).

### Market:

Global. Transport to market is not included in this EPD.

### Reference service life, product

The reference service life of the product is highly dependent on the conditions of use.

### Estimated service life, object

The coated object is not declared.

## LCA: Calculation rules

### Declared unit:

1 kg Hardtop Eco Matt, Jotun India Private Limited

### Cut-off criteria:

All major raw materials and essential energy is included. The production process for raw materials and energy flows with very small amounts (less than 0.1 % dry matter) are not included. In total, more than 99% of the material input is included. These cut-off criteria do not apply for non-energy related emissions (such as wastes, hazardous materials and substances).

### Data quality:

The CEPE database is used as basis for the raw material composition. Specific data for the product composition and raw material amounts has been provided by the manufacturer and represents the production of the declared product. Production site data was collected in 2015. Representative data fromecoinvent v3.2 was used for other processes. The data quality for the material input in A1 is presented in tabular form.

Materials	Source	Data quality	Year
Packaging	Østfoldforskning	Database	2017
Hardtop Eco Comp B, Jotun India Private Limited	Owner of EPD	Database	2022
Hardtop Eco Matt Comp A, Jotun India Private Limited	Owner of EPD	Database	2022

### Allocation:

The allocation is made in accordance with the provisions of EN 15804. Incoming energy, water and waste production in-house is primarily allocated equally among all products through mass allocation. Specific allocation was performed for certain waste flows according to information provided by the site manager. VOC emissions have been allocated entirely to the production of solvent based paints. Effects of primary production of recycled materials is allocated to the main product in which the material was used. The recycling process and transportation of the material is allocated to this analysis.

**System boundary:**

The flowchart in the figure below illustrates the system boundaries for the analysis, in accordance with the modular principle on EN 15804. The analysis is a cradle-to-gate (A1-A3) study.



**Additional information:**

The declared product contributes to Green Building Standard credits by meeting the following specific requirements:

LEED® v4.1 (2020)/LEED® v4 (2013)

EQ credit: Low-emitting materials VOC content for Industrial Maintenance Coatings (250 g/l) (CARB(CSM)2007) and emission lower than or equal to 0.5 mg/m<sup>3</sup> (CDPH method 1.2).

MR credit: Building product disclosure and optimization

- Material Ingredients, Option 2: Material Ingredient Optimization, International Alternative Compliance Path - REACH optimization: Fully inventoried chemical ingredients to 100 ppm and not containing substances on the REACH Authorization list – Annex XIV, the Restriction list – Annex XVII and the SVHC candidate list.

- Environmental Product Declarations. Product-specific Type III EPD (ISO 14025;21930, EN 15804) for Jotun India Private Limited.

BREEAM International (2016):

Mat 01: Product-specific Type III EPD (ISO 14025;21930, EN 15804) for Jotun India Private Limited.

Additional certificates and approvals may be available on request.

## LCA: Scenarios and additional technical information

The following information describe the scenarios in the different modules of the EPD.

This is a cradle to gate (A1-A3) EPD with no declared modules after the factory gate. Transport from place of production to user (A4) has to be calculated by the user.

### Transport from production place to user (A4)

Type	Capacity utilisation (incl. return) %	Type of vehicle	Distance km	Fuel/Energy consumption	Unit	Value (l/t)
Truck					l/tkm	
Railway					l/tkm	
Boat					l/tkm	
Other Transportation					l/tkm	

### Assembly

	Unit	Value
Auxiliary	kg	
Water consumption	m <sup>3</sup>	
Electricity consumption	kWh	
Other energy carriers	MJ	
Material loss	kg	
Output materials from waste treatment	kg	
Dust in the air	kg	
VOC emissions	kg	

### Use (B1)

	Unit	Value

### Maintenance (B2)/Repair (B3)

	Unit	Value
Maintenance cycle*	-	
Auxiliary	kg	
Other resources	kg	
Water consumption	m <sup>3</sup>	
Electricity consumption	kWh	
Other energy carriers	MJ	
Material loss	kg	
VOC emissions	kg	

### Replacement (B4)/Refurbishment (B5)

	Unit	Value
Replacement	kWh	

### Operational energy (B6) and water consumption (B7)

	Unit	Value
Water consumption	m <sup>3</sup>	
Electricity consumption	kWh	
Other energy carriers	MJ	
Power output of equipment	kW	

### End of Life (C1, C3, C4)

	Unit	Value
Hazardous waste disposed	kg	
Collected as mixed construction waste	kg	
Reuse	kg	
Recycling	kg	
Energy recovery	kg	
To landfill	kg	

### Transport to waste processing (C2)

Type	Capacity utilisation (incl. return) %	Type of vehicle	Distance km	Fuel/Energy consumption	Unit	Value (l/t)
Truck					l/tkm	
Railway					l/tkm	
Boat					l/tkm	
Other Transportation					l/tkm	

Scenarios after A1-A3 are not included

## LCA: Results

### System boundaries (X=included, MND=module not declared, MNR=module not relevant)

Product stage			Construction installation stage		User stage							End of life stage				Beyond the system boundaries
Raw materials	Transport	Manufacturing	Transport	Assembly	Use	Maintenance	Repair	Replacement	Refurbishment	Operational energy use	Operational water use	De-construction demolition	Transport	Waste processing	Disposal	Reuse-Recovery-Recycling-potential
A1	A2	A3	A4	A5	B1	B2	B3	B4	B5	B6	B7	C1	C2	C3	C4	D
X	X	X	MND	MND	MND	MND	MND	MND	MND	MND	MND	MND	MND	MND	MND	MND

### Environmental impact

Parameter	Unit	A1-A3
GWP	kg CO <sub>2</sub> -eq	4,46E+00
ODP	kg CFC11 -eq	1,55E-06
POCP	kg C <sub>2</sub> H <sub>4</sub> -eq	4,09E-03
AP	kg SO <sub>2</sub> -eq	2,62E-02
EP	kg PO <sub>4</sub> <sup>3-</sup> -eq	5,52E-03
ADPM	kg Sb -eq	2,67E-05
ADPE	MJ	7,61E+01

GWP Global warming potential; ODP Depletion potential of the stratospheric ozone layer; POCP Formation potential of tropospheric photochemical oxidants; AP Acidification potential of land and water; EP Eutrophication potential; ADPM Abiotic depletion potential for non fossil resources; ADPE Abiotic depletion potential for fossil resources

"Reading example: 9,0 E-03 = 9,0\*10-3 = 0,009"

\*INA Indicator Not Assessed

## Resource use

Parameter	Unit	A1-A3
RPEE	MJ	3,59E+00
RPEM	MJ	8,42E-01
TPE	MJ	4,44E+00
NRPE	MJ	8,11E+01
NRPM	MJ	0,00E+00
TRPE	MJ	8,11E+01
SM	kg	0,00E+00
RSF	MJ	0,00E+00
NRSF	MJ	0,00E+00
W	m <sup>3</sup>	1,03E-01

RPEE Renewable primary energy resources used as energy carrier; RPEM Renewable primary energy resources used as raw materials; TPE Total use of renewable primary energy resources; NRPE Non renewable primary energy resources used as energy carrier; NRPM Non renewable primary energy resources used as materials; TRPE Total use of non renewable primary energy resources; SM Use of secondary materials; RSF Use of renewable secondary fuels; NRSF Use of non renewable secondary fuels; W Use of net fresh water

"Reading example: 9,0 E-03 = 9,0\*10<sup>-3</sup> = 0,009"

\*INA Indicator Not Assessed

## End of life - Waste

Parameter	Unit	A1-A3
HW	kg	3,28E-03
NHW	kg	2,30E+00
RW	kg	INA*

HW Hazardous waste disposed; NHW Non hazardous waste disposed; RW Radioactive waste disposed

"Reading example: 9,0 E-03 = 9,0\*10<sup>-3</sup> = 0,009"

\*INA Indicator Not Assessed

## End of life - Output flow

Parameter	Unit	A1-A3
CR	kg	0,00E+00
MR	kg	4,43E-03
MER	kg	1,41E-02
EEE	MJ	INA*
ETE	MJ	INA*

CR Components for reuse; MR Materials for recycling; MER Materials for energy recovery; EEE Exported electric energy; ETE Exported thermal energy

"Reading example: 9,0 E-03 = 9,0\*10<sup>-3</sup> = 0,009"

\*INA Indicator Not Assessed

## Additional requirements

### Greenhouse gas emissions from the use of electricity in the manufacturing phase

National production mix from import, low voltage (production of transmission lines, in addition to direct emissions and losses in grid) of applied electricity for the manufacturing process (A3).

Electricity mix	Data source	Amount	Unit
Electricity, India (kWh)	ecoinvent 3.3 Alloc Rec	1592,48	g CO2-ekv/kWh

### Dangerous substances

The product contains no substances given by the REACH Candidate list.

### Indoor environment

The declared product is emission tested by RISE Research Institutes of Sweden/SP Technical Research Institute of Sweden or Eurofins in accordance with California Department of Public Health (CDPH) method 1.2 (2017).

## Bibliography

ISO 14025:2010 Environmental labels and declarations - Type III environmental declarations - Principles and procedures.

ISO 14044:2006 Environmental management - Life cycle assessment - Requirements and guidelines.

EN 15804:2012+A1:2013 Environmental product declarations - Core rules for the product category of construction products.

ISO 21930:2017 Sustainability in buildings and civil engineering works - Core rules for environmental product declarations of construction products.

IBU PCR Part B: Requirements on the EPD for Coatings with organic binders. v1.4, September 2016.

Vold et al (2017). EPD and LCA tool for Jotun - Technical description and background information, OR.01.17, Ostfold Research, Fredrikstad 2017.

CEPE v3.0 Raw materials LCI database for the European coatings and printing ink industries, May 2016.

ecoinvent v3.2 Alloc Rec, Swiss Centre of Life Cycle Inventories.

BREEAM International (2016): BREEAM International New Construction Technical Manual. SD233-2.0:2017





CARB SCM (2007): California Air Resources Board (CARB) Suggested Control Measure for Architectural Coatings

CDPH method 1.2 (2017): Standard method for the testing and evaluation of volatile organic chemical emissions from indoor sources. California Department of Public Health

LEED® v4.1 (2020): LEED® v4 for Building design and construction, U.S. Green Building Council®

LEED® v4 (2013): LEED® v4 for Building design and construction, U.S. Green Building Council®

REACH (2006): Regulation (EC) No 1907/2006 of the European Parliament and of the Council of 18 December 2006. REACH Authorization list – Annex XIV, the Restriction list – Annex XVII and the SVHC candidate list

 <b>epd-norge</b> The Norwegian EPD Foundation	<b>Program operator and publisher</b> The Norwegian EPD Foundation Post Box 5250 Majorstuen, 0303 Oslo, Norway	Phone: +47 23 08 80 00 e-mail: post@epd-norge.no web: www.epd-norge.no
	<b>Owner of the declaration</b> Jotun A/S Hystadveien 167 3209 Sandefjord	Phone: +47 33 45 70 00 e-mail: anne.lill.gade@jotun.no web: www.jotun.no
 <b>Østfoldforskning</b>	<b>Author of the Life Cycle Assessment</b> Østfoldforskning AS Stadion 4 1671 Kråkerøy	Phone: +47 69 35 11 00 e-mail: post@ostfoldforskning.no web: www.ostfoldforskning.no
	<b>Developer of EPD generator</b> LCA.no AS Dokka 1C 1671 Kråkerøy	Phone: +47 916 50 916 e-mail: post@lca.no web: www.lca.no