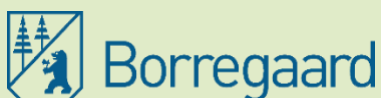


# Environmental Product Declaration

In accordance with ISO 14025



The Norwegian  
EPD Foundation

**Owner of the declaration:**  
Borregaard AS

**Program holder and publisher:**  
The Norwegian EPD foundation

**Declaration number:**  
NEPD-3610-2301-EN

**Registration Number:**  
NEPD-3610-2301-EN

**Issue date:** 04.07.2022  
**Valid to:** 04.07.2027

**Product name**

Calcium lignin biopolymer powder

**Name**

Borregaard AS

## General information

---

### Product:

Calcium lignin biopolymer powder

### Program Holder:

The Norwegian EPD Foundation  
Post Box 5250 Majorstuen, 0303 Oslo, Norway  
Phone: +47 23 08 80 00  
Email: [post@epd-norge.no](mailto:post@epd-norge.no)

### Declaration Number:

NEPD-3610-2301-EN

This declaration is based on Product

### Category Rules:

Basic Chemicals 2021:03 v.1.1

### Statements:

The owner of the declaration shall be liable for the underlying information and evidence. EPD Norway shall not be liable with respect to manufacturer, life cycle assessment, data and evidences.

### Declared unit:

1 kg dry matter of lignosulfonate.

### Declared unit with option:

1 kg dry matter of lignosulfonate transport to customer.


### Functional unit:

-

### Verification:

Independent verification of the declaration and data, according to ISO14025:2010

internal  External



Mie Vold, CIO, LCA.no AS

(Independent verifier approved by EPD Norway)

### Owner of the declaration:

Borregaard AS  
Contact person: Hilde Fredheim  
Phone: +47 917 94 121  
Email: [hilde.fredheim@borregaard.com](mailto:hilde.fredheim@borregaard.com)

### Manufacturer:

Borregaard AS  
PO Box 162, 1701 Sarpsborg, Norway  
Phone: +47 69 11 80 00  
Email: [borregaard@borregaard.com](mailto:borregaard@borregaard.com)

### Place of production:

Sarpsborg, Norway

### Management system:

ISO 9001 (Quality Management), ISO 14001 (Environmental Management) and ISO 50001 (Energy Management)

### Organisation no:

895623032

### Issue date:

04.07.2022

### Valid to:

04.07.2027

### Year of study:

2022

### Comparability:

EPDs from other programmes than The Norwegian EPD Foundation may not be comparable.

### The EPD has been worked out by:

Ellen Soldal

**NORSUS**  
Norsk Institutt for  
bærekraftsforskning



---

Approved (Manager of EPD Norway)

## Product

---

### Product description:

Borregaard's Calcium lignin biopolymer powder is typically used as dispersing agent or binding agent for industrial applications. It is based on wood which is a renewable material. The product is safe to handle and store, thus, no classification is required with respect to categories of danger, symbol letters or risk phrases.

### Product specification:

Calcium lignin biopolymer has a dry matter content of 95% when sold to customers. The product consists of lignosulfonate and water.

Materials*	KG	%
Lignosulfonate (calcium lignin)	0,950	95
Water	0,05	5
Total	1	100

\* Here the product content is given on a wet basis as sold to customers. However, the data and the results in this EPD are given per kg dry matter (DM).

### Technical data:

Dry matter (DM) content: 95%

CAS number: 8061-52-7

### Market:

Global

### Reference service life:

Not relevant

## LCA: Calculation rules

---

### Declared unit:

1 kg DM including 4 000 km of transport to customer by typical means of transportation. Transport to customer have been corrected in order to account for the burden of also transporting water.

### Data quality:

Data on consumption of natural resources, energy carriers, and chemicals, and transport modes are site specific from Borregaard Sarpsborg in Norway. Foreground data refer to the year 2019. For background processes, *ecoinvent, Allocation, cut-off by classification* version 3.8 (Wernet et al., 2016) have been used.

The energy mix used in steam production is averaged over seven years (2014-2020). This was done because the input of electricity and natural gas fluctuates between years depending on price. To get a representative annual value for energy in steam production, the input of electricity and natural gas was averaged over the 7-year period. In this period, the average share of electricity input in the steam boiler was 63%, while the average share of natural gas was 37%.

### Allocation:

The allocation is made in accordance with the provisions of ISO 14025 and Basic Chemicals 2021:03 v.1.1 (Environdec, 2021). Allocation has as far as possible, been avoided by modelling the processes at Borregaard on a detailed level. When allocation has been necessary, allocation based on mass (DM) has been used. In processes with hot water as an outflow and where the hot water is exploited in other processes, the energy content has been calculated into mass through use of the heat value for biological dry matter.

### System boundary:

The system boundary includes the modules A1-A4, illustrated by the flowchart. A1-A4 includes extraction, transportation and processing of natural resources, manufacturing of the product and transportation of the product 4000 km by typical transportation modes. The modules A1-A2 corresponds to the upstream module, A3 core module, A4 and beyond corresponds to downstream module.

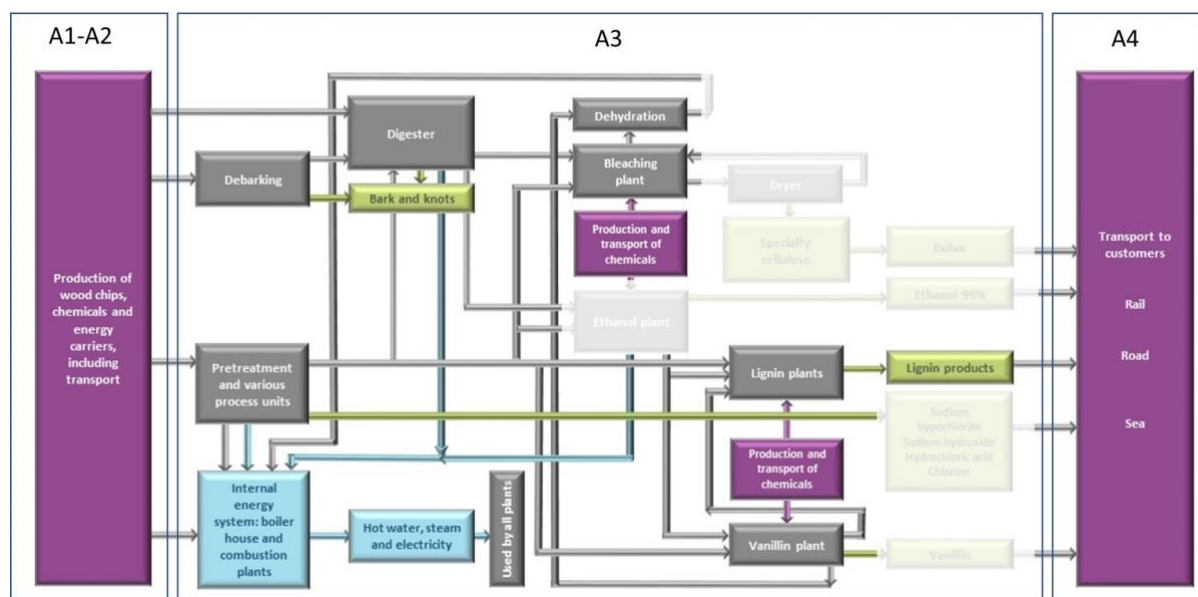


Figure 1 Technical flowchart for the production at Borregaard. It is a principal illustration of the processes, and not all internal loops and connected processes are shown. The flow chart also contains other products produced at Borregaard. They are kept in the flow chart to illustrate the interdependency of the different processes at the biorefinery.

### Cut-off criteria:

All major raw materials and all the essential energy is included. The production processes for raw materials and energy flows with very small amounts (less than 1%) are not included. These cut-off criteria do not apply for hazardous materials and substances.

Packaging is excluded due to lack of data. Packaging contributes to less than 1%.



## LCA: Scenarios and additional technical information

The following information describe the scenarios in the different modules of the EPD.

The production takes place in Sarpsborg, Norway, and transport to customers is included. Transport from production site to customer is based on information from Borregaard regarding typical transport distances and transport modes.

Calcium lignin biopolymer powder is transported 4 000 km. The transport is distributed between sea (56%) and road (44%). Transport distances have been corrected in order to account for transport of water.

No scenario after A4 is included. The biogenic content of the product at factory gate has been used to calculate the emissions of CO<sub>2</sub> from end-of-life.

### Transport from production place to assembly/user (A4)

Type	Capacity utilisation (incl. return) %	Type of vehicle	Distance KM	Fuel/Energy consumption	value (kg/t)
Truck	55%	Transport, freight, lorry 16-32 metric ton, EURO5 {RER}  transport, freight, lorry 16-32 metric ton, EURO5   Cut-off, U	1 432	0.037 kg/tkm	53
Boat	70%	Transport, freight, sea, container ship {GLO}  market for transport, freight, sea, container ship   Cut-off, U	2 779	2.52E-3 kg/tkm	7

For the transport processes, average data from ecoinvent 3.8 is used and it is assumed the same average capacity load here.

### Additional technical information

Calculation of the climate change impact in end of life is based on carbon content of product. 1 kg biogenic carbon corresponds to 44/12 kg biogenic CO<sub>2</sub>. Carbon content of product is 45.5%. Thus, 1.67 kg CO<sub>2</sub> is added in C4 Disposal.

Borregaard uses Norway spruce harvested in Norway (approx. 78%), Sweden (approx. 20%) and Germany (approx. 2%). All timber purchased is harvested according to the country of origin regulations of harvest, forest management and biological diversity (PEFC Chain of custody certificate SA-PEFC/COC-006557, FSC Chain of custody certificate SA-COC-006557). All timber harvested in Norway is certified according to the PEFC standard.

## LCA: Results

A1-A3 are the most important life cycle stages for all impact categories. For A1-A4, the environmental impact indicator Climate change – total is dominated by the uptake of biogenic CO<sub>2</sub> in A1 that is included in the product. The carbon that is contained in the product is emitted as CO<sub>2</sub> when the product is incinerated/decomposed. This impact is included in C4.

For the climate change- fossil the use of steam for drying of the liquid lignin is the most important process, together with transport-related emissions both in A2 and A4.

System boundaries (X = included, MND = module not declared, MNR = module not relevant)

Product stage			Assembly stage		Use stage							End of life stage			After EOL		
Raw materials	Transport	Manufacturing	Transport	Assembly	Use	Maintenance	Repair	Replacement	Refurbishment	Operational energy use	Operational water use	De-construction demolition	Transport	Waste processing	Disposal	Reuse-Recovery-Recycling-potential	
A1	A2	A3	A4	A5	B1	B2	B3	B4	B5	B6	B7	C1	C2	C3	C4	D	
X	x	X	X	MND	MND	MND	MND	MND	MND	MND	MND	MND	MND	MND	MND	X	MNR

### Core environmental impact indicators

Indicator	Unit	A1-A3	A4	C4
GWP-total	kg CO2 eq.	-9,47E-01	2,77E-01	1,67E+00
GWP-fossil	kg CO2 eq.	5,85E-01	2,77E-01	0,00E+00
GWP-biogenic	kg CO2 eq.	-1,53E+00	8,93E-05	1,67E+00
GWP-LULUC	kg CO2 eq.	1,78E-03	2,41E-06	INA
ODP	kg CFC11 eq.	8,15E-08	6,51E-08	INA
AP	mol H <sup>+</sup> eq.	3,32E-03	1,60E-03	INA
EP-freshwater	kg P eq.	2,06E-05	1,43E-07	INA
EP-marine	kg N eq.	5,37E-04	4,60E-04	INA
EP-terrestrial	mol N eq.	4,27E-03	5,09E-03	INA
POCP	kg NMVOC eq.	1,47E-03	1,35E-03	INA
ADP-M&M	kg Sb eq.	5,17E-06	1,13E-08	INA
ADP-fossil	MJ	8,38E+00	3,89E+00	INA
WDP	m <sup>3</sup>	1,66E-01	-6,55E-04	INA

**GWP-total:** Global Warming Potential; **GWP-fossil:** Global Warming Potential fossil fuels; **GWP-biogenic:** Global Warming Potential biogenic; **GWP-LULUC:** Global Warming Potential land use and land use change; **ODP:** Depletion potential of the stratospheric ozone layer; **AP:** Acidification potential, Accumulated Exceedance; **EP-freshwater:** Eutrophication potential, fraction of nutrients reaching freshwater end compartment; **EP-marine:** Eutrophication potential, fraction of nutrients reaching freshwater end compartment; **EP-terrestrial:** Eutrophication potential, Accumulated Exceedance; **POCP:** Formation potential of tropospheric ozone; **ADP-M&M:** Abiotic depletion potential for non-fossil resources (minerals and metals); **ADP-fossil:** Abiotic depletion potential for fossil resources; **WDP:** Water deprivation potential, deprivation weighted water consumption

## Additional environmental impact indicators

Indicator	Unit	A1-A3	A4	C4
PM	Disease incidence	2,60E-08	1,97E-08	INA
IRP	kBq U235 eq.	2,39E-02	1,69E-02	INA
ETP-fw	CTUe	6,30E+01	1,56E+00	INA
HTP-c	CTUh	7,46E-10	2,40E-11	INA
HTP-nc	CTUh	1,22E-07	2,47E-09	INA
SQP	Dimensionless	1,26E+02	1,04E-02	INA

**PM:** Particulate matter emissions; **IRP:** Ionising radiation, human health; **ETP-fw:** Ecotoxicity (freshwater); **ETP-c:** Human toxicity, cancer effects; **HTP-nc:** Human toxicity, non-cancer effects; **SQP:** Land use related impacts / soil quality

## Classification of disclaimers to the declaration of core and additional environmental impact indicators

ILCD classification	Indicator	Disclaimer
ILCD type / level 1	Global warming potential (GWP)	None
	Depletion potential of the stratospheric ozone layer (ODP)	None
	Potential incidence of disease due to PM emissions (PM)	None
	Acidification potential, Accumulated Exceedance (AP)	None
	Eutrophication potential, Fraction of nutrients reaching marine end compartment (EP-marine)	None
ILCD type / level 2	Eutrophication potential, Accumulated Exceedance (EP-terrestrial)	None
	Formation potential of tropospheric ozone (POCP)	None
	Potential Human exposure efficiency relative to U235 (IRP)	1
ILCD type / level 3	Abiotic depletion potential for non-fossil resources (ADP-minerals&metals)	2
	Abiotic depletion potential for fossil resources (ADP-fossil)	2
	Water (user) deprivation potential, deprivation-weighted water consumption (WDP)	2
	Potential Comparative Toxic Unit for ecosystems (ETP-fw)	2
	Potential Comparative Toxic Unit for humans (HTP-c)	2
	Potential Comparative Toxic Unit for humans (HTP-nc)	2
	Potential Soil quality index (SQP)	2

**Disclaimer 1** – This impact category deals mainly with the eventual impact of low dose ionizing radiation on human health of the nuclear fuel cycle. It does not consider effects due to possible nuclear accidents, occupational exposure nor due to radioactive waste disposal in underground facilities. Potential ionizing radiation from the soil, from radon and from some construction materials is also not measured by this indicator.

**Disclaimer 2** – The results of this environmental impact indicator shall be used with care as the uncertainties on these results are high or as there is limited experienced with the indicator

## Resource use

Parameter	Unit	A1-A3	A4	C4
RPEE	MJ	8,45E+00	5,92E-03	INA
RPEM	MJ	1,91E+01	0,00E+00	INA
TPE	MJ	2,76E+01	5,92E-03	INA
NRPE	MJ	8,38E+00	3,89E+00	INA
NRPM	MJ	0,00E+00	0,00E+00	INA
TRPE	MJ	8,38E+00	3,89E+00	INA
SM	kg	0,00E+00	0,00E+00	INA
RSF	MJ	0,00E+00	0,00E+00	INA
NRSF	MJ	0,00E+00	0,00E+00	INA
W	m <sup>3</sup>	4,64E-02	1,10E-05	INA

*RPEE Renewable primary energy resources used as energy carrier; RPEM Renewable primary energy resources used as raw materials; TPE Total use of renewable primary energy resources; NRPE Non renewable primary energy resources used as energy carrier; NRPM Non renewable primary energy resources used as materials; TRPE Total use of non renewable primary energy resources; SM Use of secondary materials; RSF Use of renewable secondary fuels; NRSF Use of non renewable secondary fuels; W Use of net fresh water*

## End of life - Waste

Parameter	Unit	A1-A3	A4	C4
HW	KG	3,50E-05	9,69E-06	INA
NHW	KG	1,97E-01	1,54E-03	INA
RW	KG	1,95E-05	2,79E-05	INA

*HW Hazardous waste disposed; NHW Non hazardous waste disposed; RW Radioactive waste disposed*

## End of life – output flow

Parameter	Unit	A1-A3	A4	C4
CR	kg	0,00E+00	0,00E+00	INA
MR	kg	3,69E-05	0,00E+00	INA
MER	kg	6,61E-03	0,00E+00	INA
EEE	MJ	0,00E+00	0,00E+00	INA
ETE	MJ	0,00E+00	0,00E+00	INA

*CR Components for reuse; MR Materials for recycling; MER Materials for energy recovery; EEE Exported electric energy; ETE Exported thermal energy*

Reading example: 9,0 E-03 = 9,0\*10<sup>-3</sup> = 0,009



## Information describing the biogenic carbon content at the factory gate

Biogenic carbon content	Unit	Value
Biogenic carbon content in product	kg C	0,454
Biogenic carbon content in the accompanying packaging	kg C	NA

1 kg biogenic carbon corresponds to 44/12 kg biogenic CO<sub>2</sub>.

## Additional Norwegian requirements

### Greenhouse gas emission from the use of electricity in the manufacturing phase

National production mix from import, low voltage (production of transmission lines, in addition to direct emissions and losses in grid) of applied electricity for the manufacturing process (A3).

Electricity mix	Data source	Value	Unit
Low voltage, NO	ecoinvent 3.8	26.8	g CO <sub>2</sub> -eq/kWh

### Additional environmental impact indicators required in NPCR Part A for construction products

In order to increase the transparency of biogenic carbon contribution to climate impact, the indicator GWP-IOBC is required as it declares climate impacts calculated according to the principle of instantaneous oxidation. GWP-IOBC is also referred to as GWP-GHG in context to Swedish public procurement legislation.

Indicator	Unit	A1-A3	A4	C4
GWP-IOBC	kg CO <sub>2</sub> eq.	5,89E-01	2,77E-01	0,00E+00

**GWP-IOBC** Global warming potential calculated according to the principle of instantaneous oxidation.

## Dangerous substances

- X The product contains no substances given by the REACH Candidate list or the Norwegian priority list
  - The product contains substances given by the REACH Candidate list or the Norwegian priority list that are less than 0,1 % by weight.
  - The product contain dangerous substances, more then 0,1% by weight, given by the REACH Candidate List or the Norwegian Priority list, see table.
  - The product contains no substances given by the REACH Candidate list or the Norwegian priority list. The product is classified as hazardous waste (Avfallsforskriften, Annex III), see table.

## Indoor environment

No tests have been carried out on the product concerning indoor environment.

## Bibliography

Environdec: 2021	PCR 2021:03. Version 1.1 Basic chemicals. Product category classification: UN CPC 341, 342, 343, 345 (except subclass 3451). , Environdec. PCR 2021:03.
FCS: 2019	FCS Chain of Custody certificate. Certificate No SA-COC-006557.
ISO 14025:2010	Environmental labels and declarations - Type III environmental declarations - Principles and procedures
ISO 14044:2006	Environmental management - Life cycle assessment - Requirements and guidelines
PEFC: 2018	PEFC Chain of custody certificate PEFC ST:2002:2013 Chain of custody of Forest Based Products. Certificate no. SA-PEFC/COC-006557.
Soldal og Modahl: 2022	LCA report for verification. 7 liginosulfonate products. OR.22.22. NORSUS.
Wernet, G. et al.: 2016	"The ecoinvent database version 3 (part I): overview and methodology." The International Journal of Life Cycle Assessment 21(9): 1218-1230.

 The Norwegian EPD Foundation	<b>Program Operator</b>	Phone	+47 23 08 80 00
	The Norwegian EPD Foundation Post Box 5250 Majorstuen, 0303 Oslo Norway	Email	<a href="mailto:post@epd-norge.no">post@epd-norge.no</a>
		Web	<a href="http://www.epd-norge.no">www.epd-norge.no</a>
 The Norwegian EPD Foundation	<b>Publisher</b>	Phone	+47 23 08 80 00
	The Norwegian EPD Foundation Post Box 5250 Majorstuen, 0303 Oslo Norway	Email	<a href="mailto:post@epd-norge.no">post@epd-norge.no</a>
		Web	<a href="http://www.epd-norge.no">www.epd-norge.no</a>
	<b>Owner of the declaration</b>	Phone	+47 69 11 80 00
	Borregaard AS	Fax	+47 69 11 87 70
	Hjalmar Wessels vei 10, 1701 Sarpsborg Norway	Email	<a href="mailto:borregaard@borregaard.no">borregaard@borregaard.no</a>
		Web	<a href="http://www.borregaard.no">www.borregaard.no</a>
 Norsk institutt for bærekraftsforskning	<b>Author of the life cycle assessment</b>	Phone	+47 69 35 11 00
	NORSUS AS		
	Stadion 4, 1671 Kråkerøy Norway	Email	<a href="mailto:post@norsus.no">post@norsus.no</a>
		web	<a href="http://www.norsus.no">www.norsus.no</a>

# EPD for the best environmental decision

---



Global  
Program  
Operator