

Environmental product declaration

in accordance with ISO 14025 and EN 15804+A2

MultiPex® RIR



The Norwegian EPD Foundation

Owner of the declaration:

Roth North Europe A/S

Product:

MultiPex® RIR

Declared unit:

1 kg

This declaration is based on Product Category Rules:

CEN Standard EN 15804:2012+A2:2019 serves as core PCR

NPCR Part A: Construction products and services

Program operator:

The Norwegian EPD Foundation

Declaration number:

NEPD-4899-4244-EN

Registration number:

NEPD-4899-4244-EN

Issue date: 31.08.2023

Valid to: 31.08.2028

EPD Software:

LCA.no EPD generator ID: 65432

General information

Product

MultiPex® RIR

Program operator:

Post Box 5250 Majorstuen, 0303 Oslo, Norway
The Norwegian EPD Foundation
Phone: +47 23 08 80 00
web: post@epd-norge.no

Declaration number: NEPD-4899-4244-EN

This declaration is based on Product Category Rules:

CEN Standard EN 15804:2012+A2:2019 serves as core PCR
NPCR Part A: Construction products and services

Statement of liability:

The owner of the declaration shall be liable for the underlying information and evidence. EPD Norway shall not be liable with respect to manufacturer information, life cycle assessment data and evidences.

Declared unit:

1 kg MultiPex® RIR

Declared unit with option:

A1,A2,A3,A4,A5,C1,C2,C3,C4,D

Functional unit:

No functional unit declared

General information on verification of EPD from EPD tools:

Independent verification of data, other environmental information and the declaration according to ISO 14025:2010, § 8.1.3 and § 8.1.4. Verification of each EPD is made according to EPD-Norway's guidelines for verification and approval requiring that tools are i integrated into the company's environmental management system, ii the procedures for use of the EPD tool are approved by EPD-Norway, and iii the process is reviewed annually by an independent third party verifier. See Appendix G of EPD-Norway's General Programme Instructions for further information on EPD tools

Verification of EPD tool:

Independent third party verification of the EPD tool, background data and test-EPD in accordance with EPD Norway's procedures and guidelines for verification and approval of EPD tools.

Third party verifier:

(no signature required)

Owner of the declaration:

Roth North Europe A/S
Contact person: Stine Bøgh Petersen
Phone: +45 47 33 97 00
e-mail: sustainability@roth-northeurope.com

Manufacturer:

Roth North Europe A/S

Place of production:

Roth North Europe A/S
Centervej 5
3600 Frederikssund, Denmark

Management system:

EN ISO 9001:2015, EN ISO 14001:2015

Organisation no:

34012113

Issue date: 31.08.2023

Valid to: 31.08.2028

Year of study:

2021

Comparability:

EPD of construction products may not be comparable if they not comply with EN 15804 and seen in a building context.


Development and verification of EPD:

The declaration is created using EPD tool lca.tools ver EPD2022.03, developed by LCA.no. The EPD tool is integrated in the company's management system, and has been approved by EPD Norway.

Developer of EPD: Stine Bøgh Petersen

Reviewer of company-specific input data and EPD: Kim Haugsted Neubert

Approved:



Håkon Hauan
Managing Director of EPD-Norway

Product

Product description:

The MultiPex® RIR is a versatile pipe suitable for tap water systems. With its exceptional design and construction, the MultiPex® RIR fulfills all the necessary requirements for tap water piping systems. This includes meeting the standards for diffusion resistance outlined in DIN 4726, obtaining GDV and VA approvals.

Production of the MultiPex® RIR takes place at the company's own German factories, ensuring stringent quality control measures aligned with ISO 9001 standards. This commitment to quality assurance further reinforces the reliability and performance of the MultiPex® RIR.

The pipe is available in different dimensions to cater to various installation needs, including sizes of 12 x 2.0mm, 15 x 2.5mm, 18 x 2.5mm, 22 x 3.0mm, 28 x 4.0mm and 32 x 4.4mm.

Product specification

| Materials | Value | Unit |
|--|-------|------|
| Polyethylene high density (basic pipe) | 50-60 | % |
| Polyethylene (adhesive layer) | 0-5 | % |
| Polyethylene (oxygen barrier layer) | 0-5 | % |
| Polyethylene low density (process aid) | 0-5 | % |
| Polyethylene (corrugated pipe) | 30-40 | % |

Technical data:

The MultiPex® RIR exhibits excellent heat stability, allowing for a permissible operating temperature of up to 70°C (with a maximum short-term temperature of 95°C) under an operating pressure of 10 bar. Additionally, it possesses a heat-conduction capacity of 0.33 W/mK. The MultiPex® is a crosslinked three-layer co-extruded pipe with an incorporated EVOH (ethyl vinyl alcohol) oxygen barrier. This barrier serves as a protective layer, preventing the entry of oxygen into the system. Moreover, the pipe meets the requirements for oxygen diffusion resistance in accordance with DIN 4726.

To enhance its structural integrity, the pipe is equipped with an outer corrugated layer. The external corrugated pipe further reinforces the reliability and durability of the MultiPex® RIR, and secures a watertight tapwater installation and an exchangeable basic pipe.

Market:

Denmark, Sweden, Norway, Finland and UK.

Reference service life, product

50 years (Haugbølle, K., et.al, 2022)

Reference service life, building or construction works

50 years (Haugbølle, K., et.al, 2022)

LCA: Calculation rules

Declared unit:

1 kg MultiPex® RIR

Cut-off criteria:

All major raw materials and all the essential energy is included. The production processes for raw materials and energy flows with very small amounts (less than 1%) are not included. These cut-off criteria do not apply for hazardous materials and substances.

Allocation:

The allocation is made in accordance with the provisions of EN 15804. Incoming energy and water and waste production in-house is allocated equally among all products through mass allocation. Effects of primary production of recycled materials is allocated to the main product in which the material was used. The recycling process and transportation of the material is allocated to this analysis.

Data quality:

Specific data for the product composition are provided by the manufacturer. The data represent the production of the declared product and were collected for EPD development in the year of study. Background data is based on EPDs according to EN 15804 and different LCA databases. The data quality of the raw materials in A1 is presented in the table below.

| Materials | Source | Data quality | Year |
|-------------------------------|---------------|--------------|------|
| Plastic - Polyethylene | ecoinvent 3.6 | Database | 2019 |
| Plastic - Polyethylene (HDPE) | ecoinvent 3.6 | Database | 2019 |
| Plastic - Polyethylene (LDPE) | ecoinvent 3.6 | Database | 2019 |

System boundaries (X=included, MND=module not declared, MNR=module not relevant)

| Product stage | | | Construction installation stage | | Use stage | | | | | | | End of life stage | | | | Beyond the system boundaries |
|---------------|-----------|---------------|---------------------------------|----------|-----------|-------------|--------|-------------|---------------|------------------------|-----------------------|----------------------------|-----------|------------------|----------|------------------------------------|
| Raw materials | Transport | Manufacturing | Transport | Assembly | Use | Maintenance | Repair | Replacement | Refurbishment | Operational energy use | Operational water use | De-construction demolition | Transport | Waste processing | Disposal | Reuse-Recovery-Recycling-potential |
| A1 | A2 | A3 | A4 | A5 | B1 | B2 | B3 | B4 | B5 | B6 | B7 | C1 | C2 | C3 | C4 | D |
| X | X | X | X | X | MND | MND | MND | MND | MND | MND | MND | X | X | X | X | X |

System boundary:

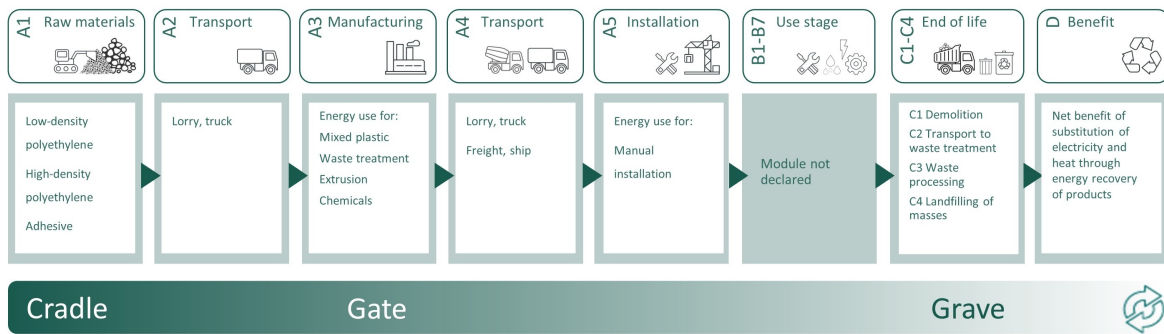
Module A1: Packaging has not been included due to several different available packaging options*.

Module A4: The transportation distances provided in this EPD are derived from precise data concerning the distances between production facility and various sales departments in different countries. Subsequently, it is assumed that the distribution from each of these sales departments to the end customers an approximate distance of 300 km*.

Transportation by truck is assumed on a distributon of 80% EURO 6 and 20% EURO 5, based on data from the companys own logistics provider.

Module C2: The estimated transportation distance to the waste handling facility in this EPD is 100 km, assuming the use of a truck as the transport method.

*For specific packaging and transport scenarios please take contact for a project specific EPD.



| MultiPex® RIR | |
|-----------------|---------------|
| Dimensions (mm) | Weight (kg/m) |
| 12 x 2,0 | 0,162 |
| 15 x 2,5 | 0,167 |
| 18 x 2,5 | 0,208 |
| 22 x 3,0 | 0,300 |
| 28 x 4,0 | 0,458 |
| 32 x 4,4 | 0,577 |

Additional technical information:

No technical information declared.














LCA: Scenarios and additional technical information

The following information describe the scenarios in the different modules of the EPD.

| Transport from production place to user (A4) | Capacity utilisation (incl. return) % | Distance (km) | Fuel/Energy Consumption | Unit | Value (Liter/tonne) |
|---|---------------------------------------|---------------|-------------------------|-------|---------------------|
| Ship, Coastal Barge (km) | 71,0 % | 165 | 0,011 | l/tkm | 1,82 |
| Truck, 16-32 tonnes, EURO 5 (km) - Europe | 36,7 % | 88 | 0,044 | l/tkm | 3,86 |
| Truck, 16-32 tonnes, EURO 5 (km) - Europe | 36,7 % | 140 | 0,044 | l/tkm | 6,14 |
| Truck, 16-32 tonnes, EURO 5 (km) - Europe | 36,7 % | 60 | 0,044 | l/tkm | 2,64 |
| Truck, 16-32 tonnes, EURO 6 (km) - Europe | 36,7 % | 240 | 0,043 | l/tkm | 10,32 |
| Truck, 16-32 tonnes, EURO 6 (km) - Europe | 36,7 % | 558 | 0,043 | l/tkm | 24,01 |
| Truck, 16-32 tonnes, EURO 6 (km) - Europe | 36,7 % | 351 | 0,043 | l/tkm | 15,10 |
| Transport to waste processing (C2) | Capacity utilisation (incl. return) % | Distance (km) | Fuel/Energy Consumption | Unit | Value (Liter/tonne) |
| Truck, 16-32 tonnes, EURO 5 (km) - Europe | 36,7 % | 100 | 0,044 | l/tkm | 4,40 |
| Waste processing (C3) | Unit | Value | | | |
| Waste treatment per kg Polyethylene (PE), incineration with fly ash extraction (kg) | kg | 1,00 | | | |
| Disposal (C4) | Unit | Value | | | |
| Landfilling of ashes from incineration of Polyethylene (PE), process per kg ashes and residues (kg) | kg | 0,04 | | | |
| Benefits and loads beyond the system boundaries (D) | Unit | Value | | | |
| Substitution of electricity (MJ) | MJ | 2,00 | | | |
| Substitution of thermal energy, district heating (MJ) | MJ | 30,28 | | | |

LCA: Results

The LCA results are presented below for the declared unit defined on page 2 of the EPD document.

| Environmental impact | | | | | | | | | | | | |
|--|------------------------|----------|----------|----------|----------|----|----|----------|----------|----------|-----------|--|
| Indicator | Unit | A1 | A2 | A3 | A4 | A5 | C1 | C2 | C3 | C4 | D | |
|  GWP-total | kg CO ₂ -eq | 2,75E+00 | 4,39E-02 | 5,92E-01 | 2,44E-01 | 0 | 0 | 1,67E-02 | 3,02E+00 | 2,03E-03 | -1,82E-01 | |
|  GWP-fossil | kg CO ₂ -eq | 2,73E+00 | 4,39E-02 | 5,83E-01 | 2,43E-01 | 0 | 0 | 1,67E-02 | 3,02E+00 | 2,02E-03 | -1,76E-01 | |
|  GWP-biogenic | kg CO ₂ -eq | 1,06E-02 | 1,79E-05 | 8,26E-03 | 1,03E-04 | 0 | 0 | 6,80E-06 | 2,44E-05 | 1,07E-06 | -3,62E-04 | |
|  GWP-luluc | kg CO ₂ -eq | 1,19E-03 | 1,53E-05 | 5,66E-04 | 9,79E-05 | 0 | 0 | 5,83E-06 | 3,58E-06 | 3,05E-07 | -6,05E-03 | |
|  ODP | kg CFC11-eq | 9,85E-08 | 1,00E-08 | 3,22E-08 | 5,48E-08 | 0 | 0 | 3,80E-09 | 2,31E-09 | 2,10E-10 | -1,28E-02 | |
|  AP | mol H ⁺ -eq | 1,14E-02 | 1,79E-04 | 1,55E-03 | 8,13E-04 | 0 | 0 | 6,81E-05 | 3,78E-04 | 6,99E-06 | -1,45E-03 | |
|  EP-FreshWater | kg P -eq | 6,75E-05 | 3,45E-07 | 7,03E-05 | 1,97E-06 | 0 | 0 | 1,31E-07 | 2,31E-07 | 2,75E-08 | -1,56E-05 | |
|  EP-Marine | kg N -eq | 1,92E-03 | 5,32E-05 | 2,47E-04 | 1,98E-04 | 0 | 0 | 2,02E-05 | 1,81E-04 | 2,17E-06 | -4,73E-04 | |
|  EP-Terrestrial | mol N -eq | 2,19E-02 | 5,89E-04 | 3,71E-03 | 2,20E-03 | 0 | 0 | 2,23E-04 | 1,96E-03 | 2,47E-05 | -5,11E-03 | |
|  POCP | kg NMVOC-eq | 9,23E-03 | 1,80E-04 | 7,63E-04 | 7,49E-04 | 0 | 0 | 6,84E-05 | 4,70E-04 | 6,81E-06 | -1,41E-03 | |
|  ADP-minerals&metals ¹ | kg Sb -eq | 3,80E-05 | 1,19E-06 | 3,94E-06 | 6,55E-06 | 0 | 0 | 4,52E-07 | 1,06E-07 | 1,09E-08 | -1,75E-06 | |
|  ADP-fossil ¹ | MJ | 8,40E+01 | 6,62E-01 | 7,59E+00 | 3,66E+00 | 0 | 0 | 2,51E-01 | 1,97E-01 | 1,79E-02 | -2,51E+00 | |
|  WDP ¹ | m ³ | 1,01E+02 | 6,31E-01 | 6,38E+01 | 3,60E+00 | 0 | 0 | 2,40E-01 | 4,47E-01 | 1,93E-01 | -3,13E+01 | |







GWP-total = Global Warming Potential total; GWP-fossil = Global Warming Potential fossil fuels; GWP-biogenic = Global Warming Potential biogenic; GWP-luluc = Global Warming Potential land use and land use change; ODP = Depletion potential of the stratospheric ozone layer; AP = Acidification potential, Accumulated Exceedance; EP-freshwater = Eutrophication potential, fraction of nutrients reaching freshwater end compartment; EP-marine = Eutrophication potential, fraction of nutrients reaching marine end compartment; EP-terrestrial = Eutrophication potential, Accumulated Exceedance; POCP = Formation potential of tropospheric ozone; ADP-minerals&metals = Abiotic depletion potential for non-fossil resources; ADP-fossil = Abiotic depletion for fossil resources potential; WDP = Water (user) deprivation potential, deprivation-weighted water consumption

"Reading example: 9,0 E-03 = 9,0*10⁻³ = 0,009"

*INA Indicator Not Assessed

1. The results of this environmental impact indicator shall be used with care as the uncertainties on these results are high or as there is limited experienced with the indicator

Remarks to environmental impacts











| Additional environmental impact indicators | | | | | | | | | | | | |
|---|-------------------|----------|----------|----------|----------|----|----|----------|----------|----------|-----------|--|
| Indicator | Unit | A1 | A2 | A3 | A4 | A5 | C1 | C2 | C3 | C4 | D | |
|  PM | Disease incidence | 9,19E-08 | 3,16E-09 | 6,83E-09 | 1,51E-08 | 0 | 0 | 1,20E-09 | 1,48E-09 | 8,50E-11 | -8,76E-08 | |
|  IRP ² | kgBq U235 -eq | 7,52E-02 | 2,89E-03 | 2,18E-02 | 1,60E-02 | 0 | 0 | 1,10E-03 | 3,34E-04 | 8,55E-05 | -1,60E-02 | |
|  ETP-fw ¹ | CTUe | 2,83E+01 | 4,87E-01 | 5,71E+00 | 2,71E+00 | 0 | 0 | 1,85E-01 | 5,89E-01 | 3,40E-02 | -1,37E+01 | |
|  HTP-c ¹ | CTUh | 9,16E-10 | 0,00E+00 | 1,54E-10 | 0,00E+00 | 0 | 0 | 0,00E+00 | 6,60E-11 | 2,00E-12 | -2,50E-10 | |
|  HTP-nc ¹ | CTUh | 2,64E-08 | 5,26E-10 | 5,75E-09 | 2,87E-09 | 0 | 0 | 2,00E-10 | 2,53E-09 | 6,30E-11 | -1,31E-08 | |
|  SQP ¹ | dimensionless | 9,07E+00 | 4,56E-01 | 1,57E+00 | 2,56E+00 | 0 | 0 | 1,73E-01 | 2,39E-02 | 4,91E-02 | -1,68E+01 | |

PM = Particulate Matter emissions; IRP = Ionizing radiation – human health; ETP-fw = Eco toxicity – freshwater; HTP-c = Human toxicity – cancer effects; HTP-nc = Human toxicity – non cancer effects; SQP = Potential Soil Quality Index (dimensionless)

"Reading example: 9,0 E-03 = 9,0*10⁻³ = 0,009"

*INA Indicator Not Assessed




1. The results of this environmental impact indicator shall be used with care as the uncertainties on these results are high or as there is limited experienced with the indicator
2. This impact category deals mainly with the eventual impact of low dose ionizing radiation on human health of the nuclear fuel cycle. It does not consider effects due to possible nuclear accidents, occupational exposure nor due to radioactive waste disposal in underground facilities. Potential ionizing radiation from the soil, from radon and from some construction materials is also not measured by this indicator.

| Resource use | | | | | | | | | | | | |
|---|----------------|----------|----------|-----------|----------|----|----|----------|-----------|----------|-----------|--|
| Indicator | Unit | A1 | A2 | A3 | A4 | A5 | C1 | C2 | C3 | C4 | D | |
|  PERE | MJ | 2,32E+00 | 9,34E-03 | 1,15E+00 | 5,34E-02 | 0 | 0 | 3,55E-03 | 5,80E-03 | 1,08E-03 | -1,55E+01 | |
|  PERM | MJ | 0,00E+00 | 0,00E+00 | 0,00E+00 | 0,00E+00 | 0 | 0 | 0,00E+00 | 0,00E+00 | 0,00E+00 | 0,00E+00 | |
|  PERT | MJ | 2,32E+00 | 9,34E-03 | 1,15E+00 | 5,34E-02 | 0 | 0 | 3,55E-03 | 5,80E-03 | 1,08E-03 | -1,55E+01 | |
|  PENRE | MJ | 4,04E+01 | 6,62E-01 | 7,59E+00 | 3,66E+00 | 0 | 0 | 2,51E-01 | 1,97E-01 | 1,79E-02 | -2,51E+00 | |
|  PENRM | MJ | 4,57E+01 | 0,00E+00 | -3,25E+00 | 0,00E+00 | 0 | 0 | 0,00E+00 | -4,25E+01 | 0,00E+00 | 0,00E+00 | |
|  PENRT | MJ | 8,61E+01 | 6,62E-01 | 4,35E+00 | 3,66E+00 | 0 | 0 | 2,51E-01 | -4,23E+01 | 1,79E-02 | -2,51E+00 | |
|  SM | kg | 2,35E-04 | 0,00E+00 | 0,00E+00 | 0,00E+00 | 0 | 0 | 0,00E+00 | 0,00E+00 | 0,00E+00 | 0,00E+00 | |
|  RSF | MJ | 1,04E-01 | 3,34E-04 | 3,58E-01 | 1,98E-03 | 0 | 0 | 1,27E-04 | 1,63E-04 | 2,68E-05 | -2,72E-03 | |
|  NRSF | MJ | 1,26E-02 | 1,19E-03 | 1,93E-03 | 6,87E-03 | 0 | 0 | 4,53E-04 | 0,00E+00 | 3,70E-03 | -9,19E-01 | |
|  FW | m ³ | 3,29E-02 | 6,97E-05 | 3,26E-03 | 3,98E-04 | 0 | 0 | 2,65E-05 | 5,57E-04 | 1,65E-05 | -1,87E-02 | |

PERE = Use of renewable primary energy excluding renewable primary energy resources used as raw materials; PERM = Use of renewable primary energy resources used as raw materials; PERT = Total use of renewable primary energy resources; PENRE = Use of non renewable primary energy excluding non-renewable primary energy resources used as raw materials; PENRM = Use of non renewable primary energy resources used as raw materials; PENRT = Total use of non renewable primary energy resources; SM = Use of secondary materials; RSF = Use of renewable secondary fuels; NRSF = Use of non-renewable secondary fuels; FW = Net use of fresh water

"Reading example: 9,0 E-03 = 9,0*10⁻³ = 0,009"






*INA Indicator Not Assessed

| End of life - Waste | | | | | | | | | | | | |
|---|------|----|----------|----------|----------|----------|----|----|----------|----------|----------|-----------|
| Indicator | Unit | A1 | A2 | A3 | A4 | A5 | C1 | C2 | C3 | C4 | D | |
|  | HWD | kg | 3,80E-03 | 3,38E-05 | 1,79E-03 | 1,90E-04 | 0 | 0 | 1,28E-05 | 0,00E+00 | 3,08E-02 | -1,18E-04 |
|  | NHWD | kg | 2,26E-01 | 3,16E-02 | 2,95E-02 | 1,73E-01 | 0 | 0 | 1,20E-02 | 0,00E+00 | 1,69E-02 | -5,93E-02 |
|  | RWD | kg | 7,08E-05 | 4,51E-06 | 2,86E-05 | 2,49E-05 | 0 | 0 | 1,71E-06 | 0,00E+00 | 1,08E-07 | -1,31E-05 |

HWD = Hazardous waste disposed; NHWD = Non-hazardous waste disposed; RWD = Radioactive waste disposed

*Reading example: 9,0 E-03 = $9,0 \cdot 10^{-3} = 0,009$

*INA Indicator Not Assessed

| End of life - Output flow | | | | | | | | | | | | |
|---|------|----|----------|----------|----------|----------|----|----|----------|----------|----------|----------|
| Indicator | Unit | A1 | A2 | A3 | A4 | A5 | C1 | C2 | C3 | C4 | D | |
|  | CRU | kg | 0,00E+00 | 0,00E+00 | 0,00E+00 | 0,00E+00 | 0 | 0 | 0,00E+00 | 0,00E+00 | 0,00E+00 | 0,00E+00 |
|  | MFR | kg | 5,16E-05 | 0,00E+00 | 6,92E-02 | 0,00E+00 | 0 | 0 | 0,00E+00 | 0,00E+00 | 0,00E+00 | 0,00E+00 |
|  | MER | kg | 1,21E-04 | 0,00E+00 | 1,99E-07 | 0,00E+00 | 0 | 0 | 0,00E+00 | 1,00E+00 | 0,00E+00 | 0,00E+00 |
|  | EEE | MJ | 2,25E-04 | 0,00E+00 | 2,78E-02 | 0,00E+00 | 0 | 0 | 0,00E+00 | 1,94E+00 | 0,00E+00 | 0,00E+00 |
|  | EET | MJ | 3,40E-03 | 0,00E+00 | 4,21E-01 | 0,00E+00 | 0 | 0 | 0,00E+00 | 2,93E+01 | 0,00E+00 | 0,00E+00 |

CRU = Components for re-use; MFR = Materials for recycling; MER = Materials for energy recovery; EEE = Exported energy electrical; EET = Exported energy thermal

*Reading example: 9,0 E-03 = $9,0 \cdot 10^{-3} = 0,009$

*INA Indicator Not Assessed

| Biogenic Carbon Content | | |
|---|------|---------------------|
| Indicator | Unit | At the factory gate |
| Biogenic carbon content in product | kg C | 0,00E+00 |
| Biogenic carbon content in accompanying packaging | kg C | 0,00E+00 |

Note: 1 kg biogenic carbon is equivalent to 44/12 kg CO₂

Additional requirements

Greenhouse gas emissions from the use of electricity in the manufacturing phase

National production mix from import, low voltage (production of transmission lines, in addition to direct emissions and losses in grid) of applied electricity for the manufacturing process (A3).

| Electricity mix | Data source | Amount | Unit |
|----------------------------|---------------|--------|---------------------------|
| Electricity, Germany (kWh) | ecoinvent 3.6 | 585,93 | g CO ₂ -eq/kWh |

Dangerous substances

The product contains no substances given by the REACH Candidate list or the Norwegian priority list.

Indoor environment

Not relevant. No tests have been carried out on the product concerning indoor environment.

Additional Environmental Information






| Additional environmental impact indicators required in NPCR Part A for construction products | | | | | | | | | | | |
|--|------------------------|----------|----------|----------|----------|----|----|----------|----------|----------|-----------|
| Indicator | Unit | A1 | A2 | A3 | A4 | A5 | C1 | C2 | C3 | C4 | D |
| GWPIOBC | kg CO ₂ -eq | 2,67E+00 | 4,39E-02 | 5,90E-01 | 2,44E-01 | 0 | 0 | 1,67E-02 | 3,02E+00 | 2,10E-03 | -1,79E-01 |

GWPIOBC: Global warming potential calculated according to the principle of instantaneous oxidation. In order to increase the transparency of biogenic carbon contribution to climate impact, the indicator GWP-IOBC is required as it declares climate impacts calculated according to the principle of instantaneous oxidation. GWP-IOBC is also referred to as GWP-GHG in context to Swedish public procurement legislation.

Bibliography

ISO 14025:2010 Environmental labels and declarations - Type III environmental declarations - Principles and procedures.
 ISO 14044:2006 Environmental management - Life cycle assessment - Requirements and guidelines.
 EN 15804:2012+A2:2019 Environmental product declaration - Core rules for the product category of construction products.
 ISO 21930:2017 Sustainability in buildings and civil engineering works - Core rules for environmental product declarations of construction products.
 ecoinvent v3, Allocation, cut-off by classification, Swiss Centre of Life Cycle Inventories.
 Iversen et al., (2021) eEPD v2021.09 Background information for EPD generator tool system verification, LCA.no Report number: 07.21
 Author(s), (2022) EPD generator for xx, Background information for EPD generator application and LCA data, LCA.no report number: xx.xx
 NPCR Part A: Construction products and services. Ver. 2.0. April 2021, EPD-Norge.
 NPCR 000 Part B for xx, Ver. 0.0, xx.xx.202x, EPD Norway.

Haugbølle, K., Mahdi, V., Morelli, M., & Wahedi, H. (2022). BUILD Levetidstabel. BUILD - Institut for Byggeri, by Og Miljø, 2, 978-87-563-2072-6.
<https://build.dk/Pages/BUILD-levetidstabel.aspx>

| | | |
|---|--|---|
|  epd-norway <small>Global Program Operator</small> | Program operator and publisher The Norwegian EPD Foundation Post Box 5250 Majorstuen, 0303 Oslo, Norway | Phone: +47 23 08 80 00 e-mail: post@epd-norge.no web: www.epd-norge.no |
|  | Owner of the declaration: Roth North Europe A/S Centervej 5, 3600 Frederikssund | Phone: +45 47 33 97 00 e-mail: sustainability@roth-northeurope.com web: roth-northeurope.com |
|  | Author of the Life Cycle Assessment LCA.no AS Dokka 6B, 1671 | Phone: +47 916 50 916 e-mail: post@lca.no web: www.lca.no |
|  | Developer of EPD generator LCA.no AS Dokka 6B, 1671 Kråkerøy | Phone: +47 916 50 916 e-mail: post@lca.no web: www.lca.no |
|  | ECO Platform ECO Portal | web: www.eco-platform.org web: ECO Portal |