

# Environmental Product Declaration

In accordance with ISO14025:2006 and EN15804:2012+A2:2019

**DANVAERN**  
Glass Railing Mounting Systems



*Eksklusivt forhandlet af ATO Supply ApS*

The Norwegian  
EPD Foundation

**Owner of the declaration:**  
ATO Supply ApS

**Product name:**  
DANVAERN Bundskinne

**Declared unit:**  
1 kg of Glass Railing Mounting  
Systems

**Product category/PCR:**  
NPCR PART A "Construction products  
and services" Version 2,0  
NPCR 013 Part B for Steel and  
Aluminium Construction Products  
Version 4,0

**Program holder and  
publisher:**  
The Norwegian EPD  
Foundation

**Declaration number:**  
NEPD-5911-5183-EN

**Registration number:**  
NEPD-5911-5183-EN

**Issue date:** 31.01.2024

**Valid to:** 31.01.2029

# General information

## Product:

DANVAERN  
Glass Railing Mounting Systems

## Program operator:

The Norwegian EPD Foundation  
Post Box 5250 Majorstuen, 0303 Oslo, Norway  
Tlf: +47 23 08 80 00  
e-mail: post@epd-norge.no

## Declaration number:

NEPD-5911-5183-EN

## This declaration is based on Product Category Rules:

EN 15804:2012+A2:2019  
NPCR PART A "Construction products and services" Version 2,0  
NPCR 013 Part B for Steel and Aluminium Construction Products Version 4,0

## Statement of liability:

The owner of the declaration shall be liable for the underlying information and evidence. EPD Norway shall not be liable with respect to the manufacturer, life cycle assessment data, and evidences.

## Functional unit:

1 kg of Glass Railing Mounting Systems with packaging

## Verification:

Independent verification of the declaration and data, according to ISO14025:2010

internal  external



Silvia Vilčeková

Independent verifier approved by EPD Norway

## Owner of the declaration:

ATO supply APS  
Contact person: Paw Thomas Andersen  
Phone: +45 20 89 96 09  
e-mail: pta@a2supply.dk

## Manufacturer:

ATO supply APS  
Bygaden 10, st. 1 · Ravnkilde DK-9610 Noerager  
Phone: +45 20 89 96 09  
e-mail: pta@a2supply.dk

## Place of production:

Ravnkilde, Denmark

## Management system:

None

## Organisation no:

CVR. Num. 41 3306 78

## Issue date:

31.01.2024

## Valid to:

31.01.2029

## Year of study:

2022

## Comparability:

EPD of construction products may not be able to compare if they do not comply with EN 15804 and are seen in a building context.

## The EPD has been worked out by:

Srikanth Panda, Carbonzero AB

Approved



Manager of EPD Norway

# Product

## Product Description:

The Danvaern Glass Railing Mounting Systems ensures quick and secure adjustable glass fixing. The profiles are either anodized or powder-coated to a surface quality that can be used in all outdoor environments. This system incorporates high UV protection plastics and EPDM rubber seals for longevity in various weather conditions. It is designed for easy installation while maintaining a strong, lightweight build.

## Product specification:

The profiles are made from top-quality EN AW-6060, made from a high content of recycled aluminium of a minimum of 75 % post-consumer scrap. 1 kilogram of product was chosen as the appropriate declared unit for the study. To obtain the impact of a specific product, the reported impacts are to be multiplied by the weight of the product installed.

## Danvaern Glass Railing Mounting Systems: 1 kg

Materials (product)	Value	Unit
Aluminium	91,3	%
Stainless steel	1,0	%
EPDM	2,7	%
PA6-6	5,0	%
Total	100	%
Materials (packaging)	Value	Unit
Cardboard	2,5	%
Wooden Pallet	1,0	%
PVC film	0,1	%

No substances that appear in the REACH candidate list of SVHC (Candidate List of Substances of Very High Concern) are present or used in the product concerning this EPD.

## Technical data:

Calculated and tested to cope with required strength needed for building types in the categories Eurocode 1991-1-1: 2007 NA (A, B, C1, C2-C4, D1, D2) category C5 to be calculated individually.

## Market:

Europe

## Reference service life, product:

According to NPCR 013:2019 Part B, reference service life has been declared as equal to the building service life.

## Technical/actual lifespan, product:

60 years, equal to the building service life

# LCA: Calculation rules

## Declared unit:

1 kg Danvaern Glass Railing Mounting Systems

## Cut-off criteria:

The following procedures were followed for the exclusion of inputs and output.

- All input and output flows in a unit process were considered i.e., taking into account the value of all flows in the unit process and the corresponding LCI where data was available.
- Data gaps were filled by conservative assumptions with average or generic data. Any assumptions in such cases were documented.
- The use of cut-off criterion on mass inputs and primary energy at the unit process level (1%) and at the information module level (5%).

All hazardous and toxic materials and substances are included in the inventory and the cut-off rules do not apply.

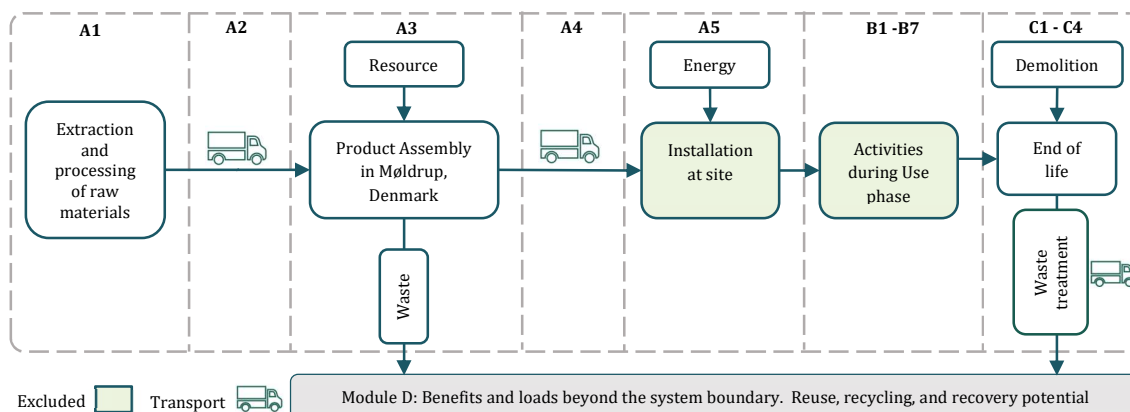
## Allocation:

Allocation is not relevant as there are no co-products.

System boundaries (X=included, MND=module not declared, MNR=module not relevant)

Product stage			Assembly stage		Use stage							End of life stage				Benefits & loads beyond system boundary
Raw materials	Transport	Manufacturing	Transport	Assembly	Use	Maintenance	Repair	Replacement	Refurbishment	Operational energy use	Operational water use	De-construction demolition	Transport	Waste processing	Disposal	Reuse-Recovery-Recycling-potential
A1	A2	A3	A4	A5	B1	B2	B3	B4	B5	B6	B7	C1	C2	C3	C4	D
X	X	X	X	X	MND	MND	MND	MND	MND	MND	MND	X	X	X	X	X

## System boundary:



## LCA: Scenarios and additional technical information

The following information describes the scenarios in the different modules of the EPD.

### Transport from production place to assembly/user (A4)

Type	Type of vehicle	Capacity utilisation (incl. return) / %	Distance /km	Fuel/Energy consumption / l/tkm
Truck	Truck-trailer, Euro 0 - 6 mix, 34 - 40t gross weight / 27t payload capacity	85	1100	2,52E-02

### End of Life (C1, C3, C4)

	Value	Unit
Hazardous waste disposed	0	kg
Reuse of Product Components	0	%
Collected as mixed construction waste*	96	%
Processing efficiency**	95	%

\*Collection efficiency of 96 % was assumed at the end-of-life of the product.

\*\*Processing efficiency of 95 % was assumed to account for the material loss that can happen during the shredding and recycling of products. The lost material from collection, sorting, and shredding was assumed to be landfilled.

Recycling and incineration of materials includes material and energy recovery and the credits of avoided production of recovered material and energy are allocated to module D.

The end-of-life treatment of individual materials was as per the table below.

Materials (product)	Landfill rate/%	Incineration rate/%	Recycling rate/%
Aluminium	0	0	100
Stainless steel	0	0	100
EPDM	0	45	55
PA6-6	0	45	55
Cardboard	0	100	0
Wooden Pallet	0	100	0
PVC film	0	45	55

### Transport to waste processing (C2)

Type	Type of vehicle	Capacity utilisation (incl. return) %	Distance (km)	Fuel/Energy consumption / l/tkm
Truck	Truck-trailer, Euro 0 - 6 mix, 34 - 40t gross weight / 27t payload capacity	85	100	2,52E-02

## LCA: Results

### Danvaern Glass Railing Mounting Systems: 1 kg

#### Core environmental impact indicators

Indicator	Unit	A1-A3	A4	A5	C1	C2	C3	C4	D
GWP - total	kg CO2 eq	2,66E+00	2,31E-02	1,52E-02*	0,00E+00	7,39E-03	1,34E-01	3,76E-03	-4,83E-01
GWP - fossil	kg CO2 eq	2,73E+00	2,33E-02	ND	0,00E+00	7,43E-03	1,00E-01	3,80E-03	-4,83E-01
GWP - biogenic	kg CO2 eq	-1,11E-01	-3,44E-04	1,52E-02*	0,00E+00	-1,10E-04	9,64E-02	-4,70E-05	-1,24E-04
GWP - luluc	kg CO2 eq	4,09E-02	2,15E-04	ND	0,00E+00	6,87E-05	3,18E-06	3,86E-06	-4,14E-05
ODP	kg CFC11 eq	1,75E-07	2,25E-15	ND	0,00E+00	6,49E-16	1,68E-13	6,27E-15	-1,15E-13
AP	molc H+ eq	1,40E-02	4,08E-05	ND	0,00E+00	1,40E-05	4,21E-05	1,22E-05	-7,98E-04
EP- freshwater	kg P eq	8,64E-05	8,49E-08	ND	0,00E+00	2,70E-08	1,08E-07	3,44E-09	-2,55E-07
EP -marine	kg N eq	2,36E-03	1,65E-05	ND	0,00E+00	5,80E-06	1,14E-05	3,06E-06	-2,16E-04
EP - terrestrial	molc N eq	2,28E-02	1,89E-04	ND	0,00E+00	6,62E-05	1,60E-04	3,36E-05	-2,38E-03
POCP	kg NMVOC eq	7,58E-03	3,62E-05	ND	0,00E+00	1,25E-05	3,05E-05	9,59E-06	-6,77E-04
ADP-M&M <sup>2</sup>	kg Sb-Eq	5,46E-06	1,52E-09	ND	0,00E+00	4,82E-10	1,40E-09	1,04E-10	-2,49E-07
ADP-fossil <sup>2</sup>	MJ	4,17E+01	3,17E-01	ND	0,00E+00	1,01E-01	2,28E-01	5,68E-02	-7,62E+00
WDP <sup>2</sup>	m <sup>3</sup>	9,30E-01	2,78E-04	ND	0,00E+00	8,55E-05	1,45E-02	-5,16E-05	-3,07E-02

**GWP-total:** Global Warming Potential; **GWP-fossil:** Global Warming Potential fossil fuels; **GWP-biogenic:** Global Warming Potential biogenic; **GWP-LULUC:** Global Warming Potential land use and land use change; **ODP:** Depletion potential of the stratospheric ozone layer; **AP:** Acidification potential, Accumulated Exceedance; **EP-freshwater:** Eutrophication potential, fraction of nutrients reaching freshwater end compartment; See "additional Norwegian requirements" for indicator given as PO4 eq. **EP-marine:** Eutrophication potential, fraction of nutrients reaching freshwater end compartment; **EP-terrestrial:** Eutrophication potential, Accumulated Exceedance; **POCP:** Formation potential of tropospheric ozone; **ADP-M&M:** Abiotic depletion potential for non-fossil resources (minerals and metals); **ADP-fossil:** Abiotic depletion potential for fossil resources; **WDP:** Water deprivation potential, deprivation weighted water consumption

\*The module A5 is only partially declared, GWP biogenic arising due to packaging material in A1-A3 stages are balanced in A5, where it exits the product system boundary.

ND – Not Declared; Reading example: 9,0 E-03 = 9,0\*10<sup>-3</sup> = 0,009

## Additional environmental impact indicators

Indicator	Unit	A1-A3	A4	C1	C2	C3	C4	D
PM	Disease incidence	1,62E-07	2,53E-10	0,00E+00	8,48E-11	3,72E-10	1,31E-10	-1,71E-08
IRP <sup>1</sup>	kBq U235 eq.	2,86E-01	1,09E-04	0,00E+00	1,89E-05	4,26E-03	9,77E-05	-1,14E-02
ETP-fw <sup>2</sup>	CTUe	3,76E+01	2,22E-01	0,00E+00	7,10E-02	6,87E-02	1,69E-02	-1,53E+00
HTP-c <sup>2</sup>	CTUh	2,01E-08	4,51E-12	0,00E+00	1,43E-12	4,32E-12	2,00E-12	-6,31E-11
HTP-nc <sup>2</sup>	CTUh	6,19E-08	1,98E-10	0,00E+00	6,32E-11	1,78E-10	1,91E-10	-2,18E-09
SQP <sup>2</sup>	Dimensionless	1,45E+01	1,33E-01	0,00E+00	4,21E-02	7,65E-02	5,30E-03	-1,89E-01

**PM:** Particulate matter emissions; **IRP:** Ionising radiation, human health; **ETP-fw:** Ecotoxicity (freshwater); **ETP-c:** Human toxicity, cancer effects; **HTP-nc:** Human toxicity, non-cancer effects; **SQP:** Land use related impacts / soil quality

<sup>1</sup> This impact category deals mainly with the eventual impact of low dose ionizing radiation on human health of the nuclear fuel cycle. It does not consider effects due to possible nuclear accidents, occupational exposure nor due to radioactive waste disposal in underground facilities. Potential ionizing radiation from the soil, from radon and from some construction materials is also not measured by this indicator.

<sup>2</sup> The results of this environmental impact indicator shall be used with care as the uncertainties on these results are high or as there is limited experienced with the indicator

## Resource use

Parameter	Unit	A1-A3	A4	C1	C2	C3	C4	D
RPEE	MJ	1,56E+01	2,35E-02	0,00E+00	7,14E-03	1,08E-01	5,10E-03	-7,68E-01
RPEM	MJ	3,46E-02	0,00E+00	0,00E+00	0,00E+00	0,00E+00	0,00E+00	0,00E+00
TPE	MJ	1,56E+01	2,35E-02	0,00E+00	7,14E-03	1,08E-01	5,10E-03	-7,68E-01
NRPE	MJ	4,17E+01	3,18E-01	0,00E+00	1,01E-01	2,28E-01	5,68E-02	-7,63E+00
NRPM	MJ	0,00E+00	0,00E+00	0,00E+00	0,00E+00	0,00E+00	0,00E+00	0,00E+00
TRPE	MJ	4,17E+01	3,18E-01	0,00E+00	1,01E-01	2,28E-01	5,68E-02	-7,63E+00
SM	kg	1,56E+00	0,00E+00	0,00E+00	0,00E+00	0,00E+00	0,00E+00	0,00E+00
RSF	MJ	0,00E+00	0,00E+00	0,00E+00	0,00E+00	0,00E+00	0,00E+00	0,00E+00
NRSF	MJ	0,00E+00	0,00E+00	0,00E+00	0,00E+00	0,00E+00	0,00E+00	0,00E+00
W	m <sup>3</sup>	8,12E-02	2,63E-05	0,00E+00	7,87E-06	3,80E-04	6,40E-07	-3,31E-03

**RPEE** Renewable primary energy resources used as energy carrier; **RPEM** Renewable primary energy resources used as raw materials; **TPE** Total use of renewable primary energy resources; **NRPE** Nonrenewable primary energy resources used as energy carrier; **NRPM** Nonrenewable primary energy resources used as materials; **TRPE** Total use of non-renewable primary energy resources; **SM** Use of secondary materials; **RSF** Use of renewable secondary fuels; **NRSF** Use of non-renewable secondary fuels; **W** Use of net fresh water.

## End of life – Waste

Parameter	Unit	A1-A3	A4	C1	C2	C3	C4	D
HW	kg	1,70E-03	9,30E-13	0,00E+00	3,74E-13	-9,23E-12	4,69E-12	-4,35E-09
NHW	kg	9,11E-01	4,71E-05	0,00E+00	1,46E-05	1,42E-02	8,14E-02	-3,24E-02
RW	kg	1,15E-03	8,43E-07	0,00E+00	1,31E-07	2,62E-05	6,60E-07	-1,16E-04

*HW Hazardous waste disposed; NHW Non-hazardous waste disposed; RW Radioactive waste disposed.*

## End of life – output flow

Parameter	Unit	A1-A3	A4	C1	C2	C3	C4	D
CR	kg	0,00E+00	0,00E+00	0,00E+00	0,00E+00	0,00E+00	0,00E+00	0,00E+00
MR	kg	7,29E-01	0,00E+00	0,00E+00	0,00E+00	1,75E+00	0,00E+00	0,00E+00
MER	kg	0,00E+00	0,00E+00	0,00E+00	0,00E+00	0,00E+00	0,00E+00	0,00E+00
EEE	MJ	1,52E-04	0,00E+00	0,00E+00	0,00E+00	1,84E-01	0,00E+00	0,00E+00
ETE	MJ	2,72E-04	0,00E+00	0,00E+00	0,00E+00	4,01E-01	0,00E+00	0,00E+00

*CR Components for reuse; MR Materials for recycling; MER Materials for energy recovery; EEE Exported electric energy; ETE Exported thermal energy.*

## Information describing the biogenic carbon content at the factory gate

Biogenic carbon content*	Unit	Value
Biogenic carbon content in product	kg C	0,00E+00
Biogenic carbon content in the accompanying packaging	kg C	1,51E-02

*\*44/12 is the ratio between the molecular mass of CO<sub>2</sub> and C molecules*

## Additional environmental impact indicators required in NPCR Part A for construction products

Parameter	Unit	A1-A3	A4	C1	C2	C3	C4	D
GWP-IOBC	kg CO <sub>2</sub> eq	2,77E+00	2,35E-02	0,00E+00	7,52E-03	1,00E-01	3,81E-03	-4,83E-01
GWP-GHG	kg CO <sub>2</sub> eq	2,65E+00	2,28E-02	0,00E+00	7,28E-03	1,34E-01	3,67E-03	-4,76E-01

*GWP-IOBC is calculated according to the principle of instantaneous oxidation. This indicator accounts for all greenhouse gases except biogenic carbon dioxide uptake and emissions and biogenic carbon stored in the product. As such, the indicator is identical to GWP-total except that the CF for biogenic CO<sub>2</sub> is set to zero.*

*GWP-GHG indicator supports comparability with EPDs based on the previous version of EN 15804 (EN 15804:2012+A1:2013)*

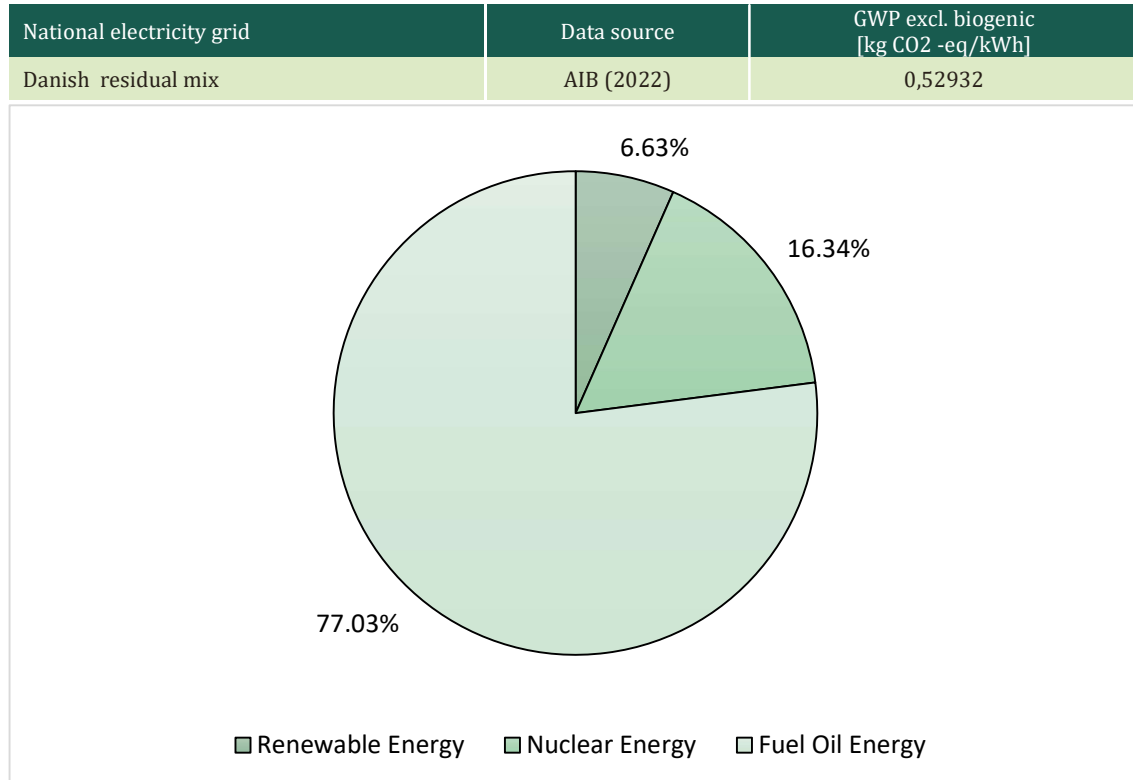
It is discouraged to use the results of modules A1-A3 (A1-A5 for services) without considering the results of module C.



# Additional requirements

## Location-based electricity mix from the use of electricity in manufacturing

The manufacturing process has been modeled and calculated according to the national residual mix with data retrieved from the Association of Issuing Bodies (2022).



## Hazardous substances

The declaration is based upon reference to threshold values and/or test results and/or material safety data sheets provided to EPD verifiers. Documentation is available upon request to the EPD owner.

- The product contains no substances given by the REACH Candidate list.
- The product contains substances given by the REACH Candidate list that are less than 0,1 % by weight.
- The product contains dangerous substances, more than 0,1 % by weight, given by the REACH Candidate List, see table.
- The product contains no substances given by the REACH Candidate list.
- The product is classified as hazardous waste, see table.

## Bibliography

Association of Issuing Bodies European Residual Mixes 2021 (2022) [https://www.aib-net.org/sites/default/files/assets/facts/residual-mix/2021/AIB\\_2021\\_Residual\\_Mix\\_Results\\_1\\_1.pdf](https://www.aib-net.org/sites/default/files/assets/facts/residual-mix/2021/AIB_2021_Residual_Mix_Results_1_1.pdf) (Retrieved 2023-09-20)

EN 15804:2012+A2:2019 Sustainability of construction works - Environmental product declaration - Core rules for the product category of construction products

NPCR Part A NPCR Part A: Construction products and services v2.0

NPCR 013:2019 Part B NPCR 013:2019 Part B for steel and aluminium construction products v4.0

EPD-Norge GPI The Norwegian EPD Foundation/EPD-Norge, General Programme Instructions 2019. Version 3.0 dated 2019.04.24





ISO 14020:2022 Environmental statements and programmes for products — Principles and general requirements

ISO 14025:2010 Environmental labels and declarations - Type III environmental declarations - Principles and procedures

ISO 14044:2006 Environmental management - Life cycle assessment - Requirements and guidelines

ISO 21930:2007 Sustainability in building construction - Environmental declaration of building products

Statistics Denmark <https://www.statbank.dk/AFFALD> (Accessed 17-11-2023)

 Global Program Operator	<b>Program Operator</b>		
	The Norwegian EPD Foundation Post Box 5250 Majorstuen, 0303 Oslo Norway	Tlf E-Post: Web	+47 23 08 80 00 post@epd-norge.no www.epd-norge.no
	<b>Publisher</b>		
 Global Program Operator	The Norwegian EPD Foundation Post Box 5250 Majorstuen, 0303 Oslo Norway	Tlf E-Post: Web	+47 23 08 80 00 post@epd-norge.no www.epd-norge.no
	<b>Owner of the declaration</b>		
	Paw Thomas Andersen ATO supply APS Bygaden 10, st. 1 · CVR.Nr. 41 33 06 78 Ravnkilde DK-9610 Noerager	Tlf E-Post: Web	+45 51 89 96 09 pta@a2supply.dk www.a2supply.dk
	<b>Author of the life cycle assessment</b>		
	Srikanth Panda CarbonZero AB Tåstrupgatan 2, 262 32, Ängelholm, Sweden	Tlf E-Post: Web	+46 431 70 70 7 info@eando.se www.eando.se
	<b>ECO PLATFORM</b> 		
	ECO Platform ECO Portal	Web Web	www.eco-platform.org ECO Portal