


Environmental Product Declaration

In accordance with 14025 and EN15804 +A2

Hydro LCR 4.0, Aluminium Extrusion Ingot



The Norwegian
EPD Foundation

Owner of the declaration:

Hydro Aluminium AS
Drammensveien 264, N-0283 Oslo
www.hydro.com

Product name:

Hydro Aluminium Metal Extrusion Ingot LCR
4.0

Declared unit:

1 kg Aluminium extrusion ingot from Hydro
Aluminium Metal recycling plants.

Product category /PCR:

NPCR 013, "Version 3.0 Part B for steel and
aluminium construction products" and NPCR
Part A: Construction Products and Services
Version 2.0

Program holder and publisher:

The Norwegian EPD foundation

Declaration number:

NEPD-6064-5330-EN

Registration Number:

NEPD-6064-5330-EN

Issue date:

13.02.2024

Valid to:

13.02.2029

General information

Product:

Hydro Aluminium Metal LCR 4.0 Extrusion Ingot

Program Operator:

The Norwegian EPD Foundation
Post Box 5250 Majorstuen, 0303 Oslo, Norway
Phone: +47 23 08 80 00
e-mail: post@epd-norge.no

Declaration Number:

NEPD-6064-5330-EN

This declaration is based on Product Category Rules:

CEN Standard EN 15804 serves as core PCR NPCR 013, "Version 3.0 Part B for steel and aluminium construction products" 2021
NPCR Part A: Construction Products and Services Version 2.0:2021

Statements:

The owner of the declaration shall be liable for the underlying information and evidence. EPD Norway shall not be liable with respect to manufacturer, life cycle assessment data and evidence.

Declared unit:

1 kg LCR 4.0 Aluminium extrusion ingot from a Hydro aluminium recycling plant.

Declared unit with option:

Includes modules: A1-A4, C1-C4, and D

Verification:

Independent verification of the declaration and data, according to ISO14025:2010

internal external

Sign

Linda Høibye

Life Cycle Assessment Consulting

Independent verifier approved by EPD Norway

Owner of the declaration:

Hydro Aluminium As
Contact person: Stig Tjøtta
Phone: +47 908 88 767
e-mail: stig.tjotta@hydro.com

Manufacturer:

Hydro Aluminium As
Drammensveien 264, N-0283 Oslo
Phone: +47 22538100
e-mail: greener.aluminium@hydro.com

Place of production:

Hydro Clervaux- Luxembourg ; Hydro Azuqueca-Spain ; Hydro Wrexham- Wales; Hydro Rackwitz-Germany, Hydro Luce- France

Management system:

ISO 14001, ISO 9001, ISO 50001, 45001

Organisation no:

917537534

Issue date:

13.02.2024

Valid to:

13.02.2029

Year of study:

[xxxx]

Comparability:

EPDs from other programmes than [Name of Program operator] may not be comparable.

This average EPD has been worked out by:

Valentina Pauna, Andreas Brekke, and Maciej Biedacha, all from NORSUS AS

Approved



Manager of EPD Norway

Product/Process

Hydro Aluminium Extrusion Ingot from Hydro Aluminium Metal

Norsk Hydro ASA is the mother company of Hydro Energy and Hydro Aluminium AS. The latter is divided into Hydro Bauxite and Alumina, Hydro Aluminium Metal, and Hydro Extrusions. Hydro Aluminium Metal is a leading supplier of cast house products from a global network of cast houses supplied in the form of extrusion ingots, sheet ingots, foundry alloys, forging ingots and wire rods with a total volume of around 3 million metric tons per year.

The production sites for products of primary aluminium are:

- Sunndalsøra, Norway: Extrusion Ingots, Foundry Alloys
- Karmøy, Norway: Extrusion Ingots, Wire Rod
- Husnes, Norway: Extrusion Ingots, Forging Ingots
- Årdal, Norway: Sheet Ingots, Foundry Alloys
- Høyanger, Norway: Sheet Ingots
- Slovalco, Slovakia: Extrusion Ingots, Foundry Alloys
- Qatalum, Qatar: Extrusion Ingots, Foundry Alloys
- Albras, Brasil: Foundry Alloys, Standard Ingots

The production sites for products of recycled aluminium are:

- Rackwitz, Germany: Extrusion Ingots, Forging Ingots
- Clervaux, Luxembourg: Extrusion Ingots
- Luce, France: Extrusion Ingots
- Wrexham, UK: Extrusion Ingots
- Azuqueca, Spain: Extrusion Ingots
- Commerce, TX USA: Extrusion Ingots
- Henderson, KY USA: Extrusion Ingots
- Cassopolis, MI USA: Extrusion Ingots

Hydro Low Carbon Recycled 4.0 (LCR 4.0)

Hydro Aluminium Metal LCR 4.0 is Extrusion Ingots tailor-made for the circular economy with elevated content of Post Consumer Scrap to reach a carbon footprint below 4.0 kg CO₂/kg Al.

In an aluminium recycling plant, extrusion ingots are made from melting a mix of end-of-life scrap (post-consumer scrap), process scrap (pre-consumer scrap), primary aluminium ingots and some smaller amounts of alloying materials. The Extrusion Ingots are subsequently extruded into a variety of profiles used for different downstream applications. The largest sectors using extruded profiles is the construction sector followed by transportation.

Average raw material used for the production of LCR 4.0 are:

- Post-Consumer Scrap: 40 %
- Primary Ingot: 30%
- Process Scrap (also denoted pre-consumer scrap): 30%
- Alloying Materials: 0.1%

Pre-consumer scrap is by-products from various downstream processing operations of aluminium, modelled as coming with a climate impact reflecting the average aluminium used for extrusion in Europe. Post-consumer scrap is scrap from products that have gone through its useful life and is recovered for recycling. This scrap is modelled as waste without environmental impacts except for transport between the handling site for used aluminium and the recycled aluminium plant. Primary Ingot is pure aluminium added to the melt to finetune

chemical composition to desired specification. These Ingots come from primary aluminium sources that utilize renewable energy.

Aluminium primary ingot production starts with the mining of bauxite at specific locations around the Equator with Australia, Guinea, China, and Brazil as the four main producers. Alumina (also called aluminium oxide) is refined and after several processes alumina emerges as a fine white powder. Alumina is further smelted using the Hall-Hérout electrolytic process, an electrolysis process driven by electrical current. Finally, the aluminium goes to a cast house process, being casted into semi-finished products (ingots). During this process, various sources and amounts of cold metals (primary aluminium from other producers) and alloys such as silicon, magnesium or manganese may be added, depending on the final desired functions of the aluminium product. Primary aluminium used for LCR 3.0 is pure aluminium without any cold metal additions, sourced from producers employing renewable energy resources.

This gives LCR 4.0 an average climate impact of 3.89 kg CO₂-e/kg aluminium. 88% of this climate impact is due to emissions upstream from the Hydro production site embodied in the pre-consumer scrap and primary ingots used, while only 12% is caused by own direct emissions and from energy sources used. The contribution from different factors to impacts on climate change (GWP-Total in kg CO₂/kg Al) for LCR 4.0 is shown in Fig. 1

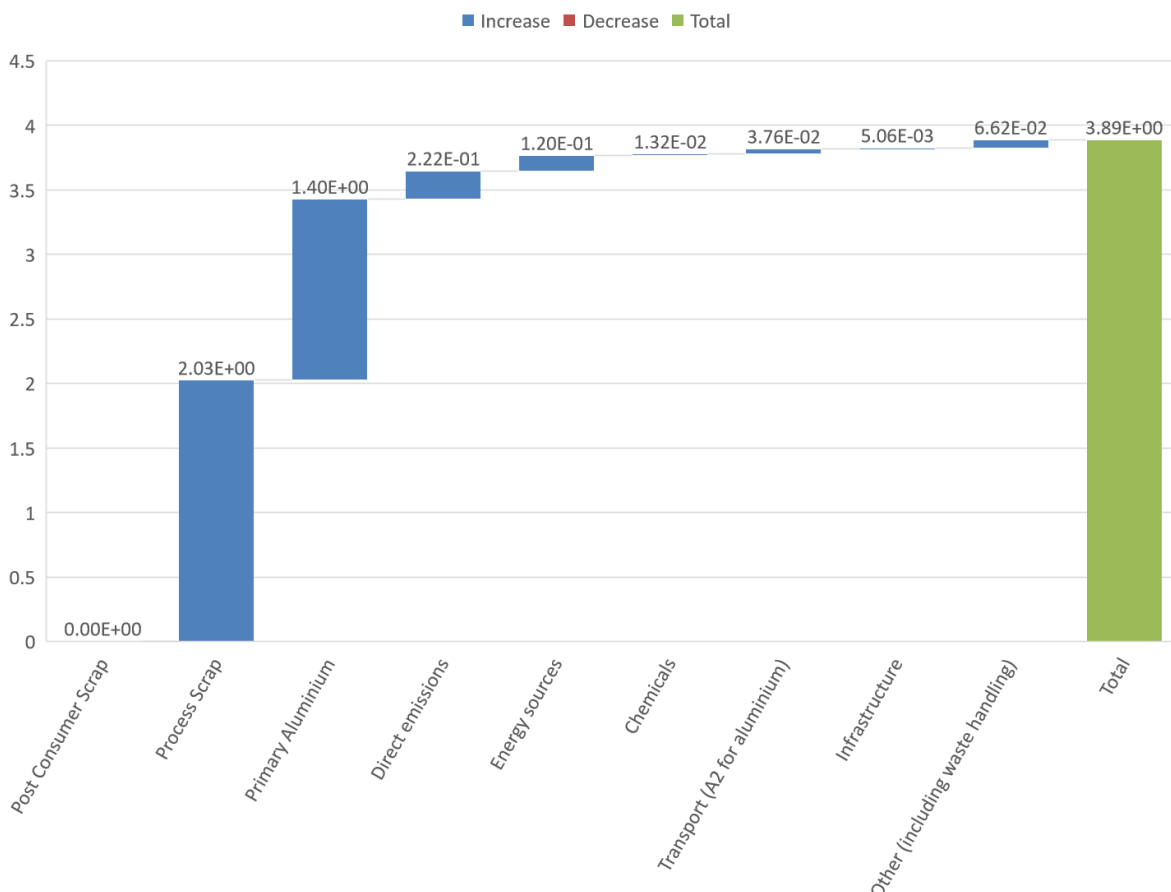


Figure 1: A waterflow diagram showing the contributions to climate change (GWP-Total in kg CO₂/kg Al) for LCR 4.0 for modules A1-A3.

The reason why post-consumer scrap has no contribution is that this is considered a waste product with zero impact. Only transport impacts are included for this material flow, and this is included in the bar called “Transport (A2 for aluminium).”

To ensure traceability of the post-consumer scrap used to produce Hydro LCR 4.0 procedures are developed including auditing of suppliers, intake control and segregation of the scrap through production. This is documented batch by batch through the production system. The procedures, documentation and processes are verified annually by third party certification body DNV.

Recycling requires only 5% of the energy needed for production of primary metal (Hydro, 2023). Hence, the direct and indirect emissions from plants recycling aluminium are small in comparison to emissions connected to the production of primary aluminium. In addition, when recycling waste as post-consumer scrap with zero impact, that has gone through its useful life and are recycled back into new products, indirect emissions from raw materials become smaller as it replaces alternative primary based metals. As a result, the impact of LCR 4.0 on climate change (GWP-Total in kg CO₂/kg Al) is smaller as compared to other aluminium production routes (fig. 2) being 4x below the global average for primary aluminium and around 60% of the European average.

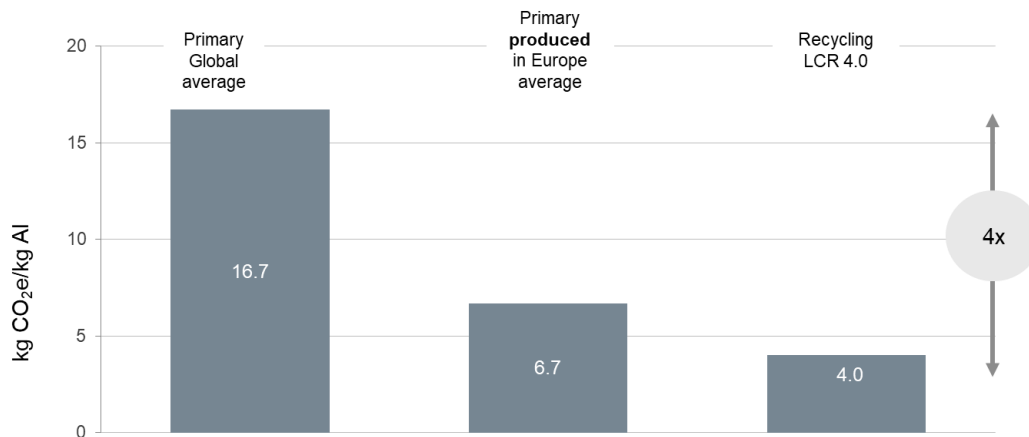


Figure 2: Climate impact of aluminium from different production routes

LCR 4.0 may be produced at the Hydro Aluminium Metal Recycling cast houses in:

- Clervaux, Luxembourg
- Azuqueca, Spain
- Deeside, UK
- Luce, France
- Rackwitz, Germany

Product specification:

Cast aluminium products contain alloying materials and these are designated different numbers depending on what materials they contain which also give specific product characteristics. Most of the Extrusion Ingots produced belong to the 6000 alloy family from all major alloy groups with compositions shown in table 1. All products are produced according to EN 486:2009.

<https://www.hydro.com/en/aluminium/products/casthouse-products/extrusion-ingots/>

Table 1: Chemistry of selected alloys within the 6000 alloy family.

Alloy	Mg	Mn	Fe	Si	Cu	Zn	Cr	Ti	Other	Al
6005A	0.4-0.7	≤0.50	≤0.35	0.5-0.9	≤0.30	≤0.20	≤0.30	≤0.10	≤0.05	Rest
6060	0.35-0.6	≤0.10	0.10-0.30	0.3-0.6	≤0.10	≤0.15	≤0.05	≤0.10	≤0.05	Rest
6061	0.8-1.2	≤0.15	≤0.7	0.4-0.8	0.15-0.40	≤0.25	0.04-0.35	≤0.15	≤0.05	Rest
6063	0.45-0.9	≤0.10	≤0.35	0.2-0.40	≤0.10	≤0.10	≤0.10	≤0.10	≤0.05	Rest
6082	0.6-1.2	0.4-1.0	≤0.50	0.7-1.3	≤0.10	≤0.20	≤0.25	≤0.10	≤0.05	Rest
6106	0.4-0.8	0.05-0.2	≤0.35	0.3-0.6	≤0.25	≤0.15	≤0.20	≤0.10	≤0.05	Rest

This EPD covers all the alloys described in the table, where the differences in environmental impacts between the various alloys are negligible (<1%) in the final products because of small variations in the amounts of alloying elements between the different groups.

Technical data:

Typical technical properties for the alloys covered by this EPD are shown in table 2.

Table 2 Technical properties for the extrusion ingot aluminium alloys covered in this EPD.

Name	Typical Values 6xxx alloys	Unit
Density	2.66 – 2.71	(Kg/m ³) * 10 ³
Melting point (Typical)	575-655	°C
Electrical conductivity (Typical) at 20°C/at 68°F	Equal Volume: 22-36	MS/m (0.58*%IACS)
Thermal conductivity (Typical) at 25°C/at 77°F	130-220	W/(m*k)
Average Coefficient of thermal expansion (Typical) 20° to 100°C/68° to 212°F	19.4-24.1	Per °C
Modulus of elasticity (Typical)	69-72	GPa
Chemical composition	Varying alloy by alloy, most case Al > 98	% by mass

Market:

The LCR 4.0 product covered in this EPD has all of Europe as its main market. The main portion goes to building and construction, but it is also employed in other sectors (general engineering, solar panels, the automotive industry, transport, and consumer goods).

LCA: Calculation rules

Declared unit:

1 kg of LCR 4.0 aluminium extrusion ingot manufactured at a Hydro aluminium recycling plants.

The LCR 4.0 product is produced in more than one location. This product is therefore made as a weighted average between the European aluminium recycling plants operated by Hydro. These locations have different power input, namely the market mix in each individual country, but the mix of metal sources is more important for the environmental impacts, and we see these products as interchangeable between the countries.

Data quality:

The data quality for the foreground system is very good with specific data for the year 2021 for all inputs and outputs from the recycling plant. The data quality is good for all the main material input which is primary aluminium and pre- and post-consumer scrap from specific suppliers. Data for the background system are mainly from ecoinvent 3.8 (Wernet et al. 2016 and Ecoinvent 2022) as implemented in the software SimaPro, version 9.3 (Pré 2022). Some data for background systems have also been collected and implemented in the model as part of the project.

Allocation:

The allocation is made in accordance with the provisions of EN 15804. Infrastructure of the plant, incoming energy, water and waste production in-house is allocated equally among all products (conversion volumes, full price/direct sales, CIRCAL products, and LCR products) through mass allocation. Allocation between aluminium hydroxide and aluminium oxide in the production of alumina for primary metal added in the process are done through economic allocation. The potential environmental impacts from production of primary aluminium are not transferred to post-consumer recycled aluminium. Only the recycling process and transportation of the material is allocated to the post-consumer scrap used for the aluminium at the aluminium recycling plants producing LCR 4.0. Fig. 3 shows the incoming materials to the recycling plant and the return of materials from customers.

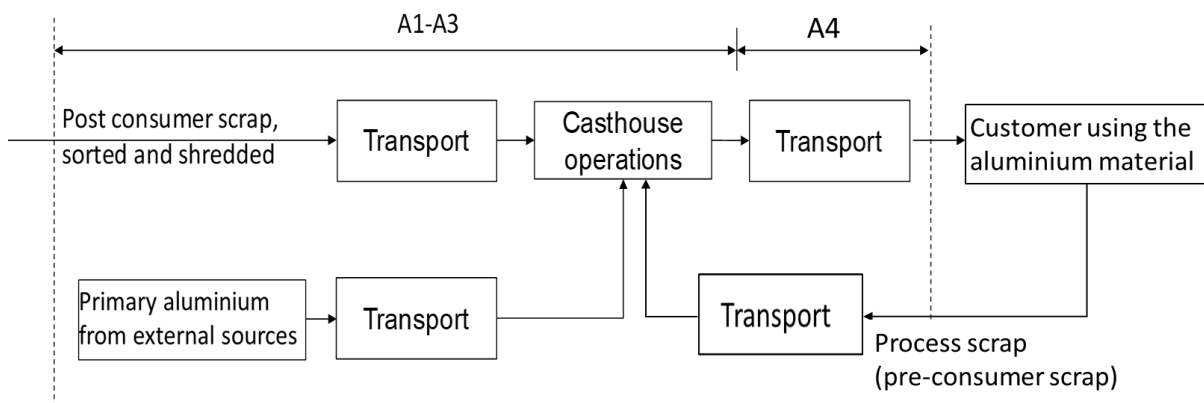


Figure 3 Flow sheet for modules A1 – A4 for 1 kg of aluminium extrusion ingot from aluminium recycling plant.

At the far left of the figure, where post-consumer scrap and primary aluminium is entering the process (from module A1), there are several different suppliers of both post-consumer scrap and primary aluminium. The names of these are not disclosed here for reasons of confidentiality. At the far right, there is an arrow with process scrap going back to cast house operations. This flow is modelled as 'closed loop' recycling, in other words it contains the embodied impacts of the initial material.

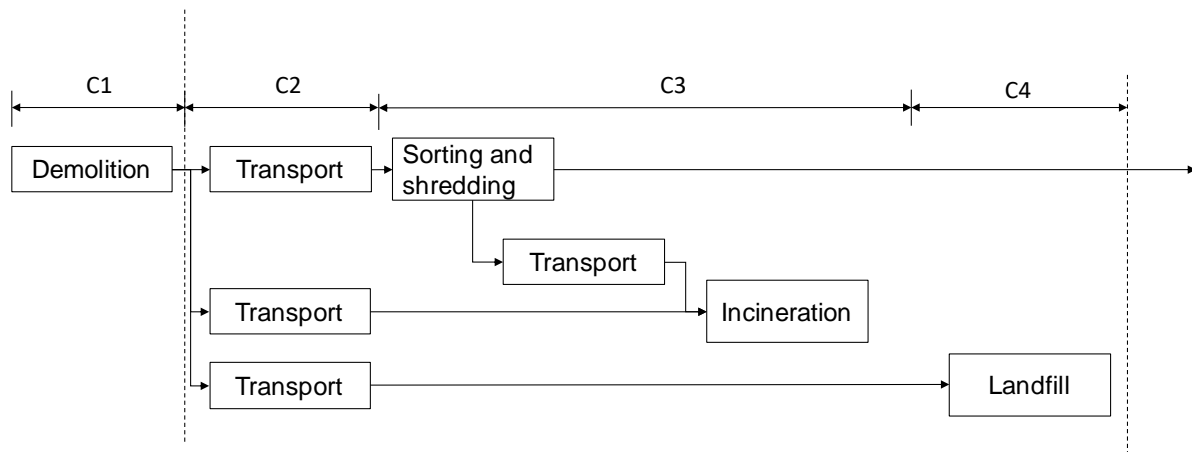


Figure 4: Flow sheet for modules C1 – C4 for 1 of aluminium extrusion ingot after end of useful life. C1 is included but assumed negligible because the material and energy used to dismantle or demolish extruded aluminium is typically insignificant.

System boundary:

Cradle to gate with options. The following stages have been declared: A1-A4, C1-C4, and D. Further specified in the flow sheets shown in figure 2 and figure 3. Sub module A5 and all modules under B are not declared in this EPD as the extrusion ingot are used for many different applications where these sub modules will vary to the extent that making an average scenario is nonsensical.

Module D covers the potential benefits from recycling of LCR 4.0 Aluminium Extrusion Ingot after end of useful life. Module D covers all necessary processes from C3 until the aluminium is back on the market and can be compared to the environmental performance of an average market aluminium extrusion ingot. The module is further specified in the section LCA: Scenarios and additional technical information.

Cut-off criteria:

All major raw materials and all the essential energy is included. Detailed production process for raw materials and both renewable and non-renewable energy flows that are included with very small amounts (<1%) are not included.

When applying the cut-off criteria for this EPD, mass and energy flows have been gathered for the entire production system and all processes in the foreground system including A1 to A4. Cut-off has only been applied to module C1 where it is assumed that renewable and non-renewable energy and material use is less than 1% of total use of materials, that none of these are hazardous and does not contribute to significant environmental impacts. The total exclusion of mass and energy flows is well below 5% per module and for the system in total.

LCA: Scenarios and additional technical information

The following information describe the scenarios in the different modules of the EPD.

Transport from production place to assembly/user (A4)

The transport from the production sites for LCR 4.0 to the average customer location in Europe, based on lorry. The average distance is approximately 200 km. Values for capacity utilisation and fuel consumption is gathered from Hydro in 2022 for the year 2021 and ecoinvent (2016, updated 2022) as shown in Table 3.

Table 3 Specification of the important parameters for the A4 module.

Type	Capacity utilisation (incl. return) %	Type of vehicle	Distance KM	Fuel/Energy consumption value (l/tkm)
Truck	50	Lorry, >32 metric tons, Euro V	200	1.63E-02

End of Life (C1, C3, C4)

After end of useful life, most of the aluminium used for construction purposes is collected (approximately 96%) and recycled (approximately 97% of the collected aluminium), giving a total of 93% recycled aluminium. The aluminium is transported to a material processing site where different materials are sorted and sent to recycling. Hydro has a DNV certified process in the recycling plants and therefore closed loop recycling is assumed for pre-consumer scrap, and open loop recycling to the same facility for the post-consumer scrap. Table 4 shows the material flows at the end of life for the product.

Table 4 The material flows of the fate of the product after end of useful life.

	Unit	Value
Hazardous waste disposed	kg	0
Collected as mixed construction waste	kg	0.96
Reuse	kg	0
Recycling	kg	0.933
Energy recovery	kg	0.027*
To landfill	kg	0.04**

* 27 grams of the original 1 kilogram of aluminium is going to incineration. No loads or benefits are attributed to this flow.

** There will be a small portion of extruded aluminium ending as aggregate at the construction site. This is included under "To landfill" where no loads or benefits are included.

Transport to waste processing (C2)

Transport back to waste processing after end-of-useful life is modelled based on real distances to Hydro facilities and data from ecoinvent (Hydro 2022 and ecoinvent 2016/2022) as shown in

Table 5.

Table 5 Important parameters for the specification of module C2 for the product.

Type	Capacity utilisation (incl. return) %	Type of vehicle	Distance KM	Fuel/Energy consumption value (l/tkm)
Truck	50	Lorry, >32 metric tons, Euro V	269	2.42E-02

Aluminium from the shredder to waste handling site is assumed to be transported in an older medium-sized lorry with smaller capacity utilization than in the production system.

Benefits and loads beyond the system boundaries (D)

Aluminium collected and recycled is assumed to replace a virgin aluminium product representing the European average primary aluminium used for extrusion ingot. The flow of material being sent to recycling and the actual amount of primary aluminium being substituted is shown in Table 6.

Table 6 The flow of material that replaces primary material in other life cycles.

	Unit	Value
Aluminium extrusion ingot to material recycling	g	597.5
Aluminium extrusion ingot recycled and substituting primary aluminium	g	567

The initial content of secondary material is not included in the calculations for module D, therefore only 597.5 grams of material is used in the calculations as sent to recycling. As described under “End of life” in Table 4, there is a loss in the handling of scrap metal after the end-of-waste state which means that 567 grams of primary aluminium is substituted. The entire loss is being calculated as primary material. This is a conservative assumption.

LCA: Results

All results are calculated with the use of SimaPro v.9.4 (2022) and impact methods according to ISO 15804+A2:2019.

System boundaries (X=included, MND= module not declared, MNR=module not relevant)

Product stage			Assembly stage		Use stage								End of life stage				Benefits & loads beyond system boundary
Raw materials	Transport	Manufacturing	Transport	Assembly	Use	Maintenance	Repair	Replacement	Refurbishment	Operational energy use	Operational water use	De-construction demolition	Transport	Waste processing	Disposal	Reuse-Recovery-Recycling-potential	
A1	A2	A3	A4	A5	B1	B2	B3	B4	B5	B6	B7	C1	C2	C3	C4	D	
X	X	X	X	MNR	MNR	MNR	MNR	MNR	MNR	MNR	MNR	X	X	X	X	X	

Core environmental impact indicators

Indicator	Unit	A1-A3	A4	C1*	C2	C3	C4	D
GWP-total	kg CO2 eq.	3.89E+00	1.74E-02	0	2.54E-02	2.50E-01	6.14E-04	-5.50E+00
GWP-fossil	kg CO2 eq.	3.72E+00	1.74E-02	0	2.54E-02	2.46E-01	5.24E-04	-5.39E+00
GWP-biogenic	kg CO2 eq.	3.65E-02	1.85E-05	0	2.70E-05	3.30E-03	9.04E-05	-1.58E-02
GWP-LULUC	kg CO2 eq.	1.38E-01	6.53E-06	0	9.54E-06	1.15E-04	1.69E-07	-9.77E-02
ODP	kg CFC11 eq.	1.24E-07	4.34E-09	0	6.33E-09	9.71E-09	1.49E-10	-1.18E-07
AP	mol H ⁺ eq.	2.43E-02	5.54E-05	0	8.08E-05	8.10E-04	4.24E-06	-3.57E-02
EP-freshwater	kg P eq.	1.43E-03	1.24E-07	0	1.81E-07	9.05E-06	6.00E-09	-1.93E-03
EP-marine	kg N eq.	3.15E-03	1.22E-05	0	1.78E-05	8.98E-05	1.58E-06	-5.30E-03
EP-terrestrial	mol N eq.	3.20E-02	1.36E-04	0	1.97E-04	1.12E-03	1.78E-05	-5.17E-02
POCP	kg NMVOC eq.	1.42E-02	5.34E-05	0	7.78E-05	3.21E-04	5.04E-06	-1.97E-02
ADP-M&M	kg Sb eq.	7.20E-06	4.16E-08	0	6.12E-08	7.46E-06	2.81E-09	9.80E-06
ADP-fossil	MJ	4.97E+01	2.83E-01	0	4.13E-01	1.45E+00	1.23E-02	-6.66E+01
WDP	m ³	2.22E-01	9.74E-04	0	1.42E-03	1.47E-02	6.63E-05	-1.06E+00

GWP-total: Global Warming Potential; **GWP-fossil:** Global Warming Potential fossil fuels; **GWP-biogenic:** Global Warming Potential biogenic; **GWP-LULUC:** Global Warming Potential land use and land use change; **ODP:** Depletion potential of the stratospheric ozone layer; **AP:** Acidification potential, Accumulated Exceedance; **EP-freshwater:** Eutrophication potential, fraction of nutrients reaching freshwater end compartment; See “additional Norwegian requirements” for indicator given as PO₄ eq. **EP-marine:** Eutrophication potential, fraction of nutrients reaching freshwater end compartment; **EP-terrestrial:** Eutrophication potential, Accumulated Exceedance; **POCP:** Formation potential of tropospheric ozone; **ADP-M&M:** Abiotic depletion potential for non-fossil resources (minerals and metals); **ADP-fossil:** Abiotic depletion potential for fossil resources; **WDP:** Water deprivation potential, deprivation weighted water consumption

* C1 is assumed negligible, and the value is therefore set equal to zero. To show the uncertainty for this assumption, no decimals are used.

Additional environmental impact indicators

Indicator	Unit	A1-A3	A4	C1*	C2	C3	C4	D
PM	Disease incidence	3.28E-07	2.02E-09	0	2.93E-09	1.40E-08	8.67E-11	-4.19E-07
IRP	kBq U235 eq.	6.06E-01	1.23E-03	0	1.79E-03	3.42E-03	8.33E-05	-6.53E-01
ETP-fw	CTUe	2.14E+01	2.21E-01	0	3.23E-01	5.88E+00	2.48E+01	-1.01E+01
HTP-c	CTUh	1.22E-08	6.03E-12	0	8.82E-12	1.56E-10	1.15E-12	-1.31E-08
HTP-nc	CTUh	1.53E-07	2.33E-10	0	3.39E-10	6.75E-09	2.11E-11	-1.58E-07
SQP	Dimensionless	5.19E+00	3.24E-01	0	4.70E-01	1.43E+00	2.57E-02	-4.67E+00

PM: Particulate matter emissions; **IRP:** Ionising radiation, human health; **ETP-fw:** Ecotoxicity (freshwater); **ETP-c:** Human toxicity, cancer effects; **HTP-nc:** Human toxicity, non-cancer effects; **SQP:** Land use related impacts / soil quality

* C1 is assumed negligible, and the value is therefore set equal to zero. To show the uncertainty for this assumption, no decimals are used.

Classification of disclaimers to the declaration of core and additional environmental impact indicators

ILCD classification	Indicator	Disclaimer
ILCD type / level 1	Global warming potential (GWP)	None
	Depletion potential of the stratospheric ozone layer (ODP)	None
	Potential incidence of disease due to PM emissions (PM)	None
	Acidification potential, Accumulated Exceedance (AP)	None
ILCD type / level 2	Eutrophication potential, Fraction of nutrients reaching marine end compartment (EP-marine)	None
	Eutrophication potential, Accumulated Exceedance (EP-terrestrial)	None
	Formation potential of tropospheric ozone (POCP)	None
	Potential Human exposure efficiency relative to U235 (IRP)	1
ILCD type / level 3	Abiotic depletion potential for non-fossil resources (ADP-minerals&metals)	2
	Abiotic depletion potential for fossil resources (ADP-fossil)	2
	Water (user) deprivation potential, deprivation-weighted water consumption (WDP)	2
	Potential Comparative Toxic Unit for ecosystems (ETP-fw)	2
	Potential Comparative Toxic Unit for humans (HTP-c)	2
	Potential Comparative Toxic Unit for humans (HTP-nc)	2
	Potential Soil quality index (SQP)	2
<p>Disclaimer 1 – This impact category deals mainly with the eventual impact of low dose ionizing radiation on human health of the nuclear fuel cycle. It does not consider effects due to possible nuclear accidents, occupational exposure nor due to radioactive waste disposal in underground facilities. Potential ionizing radiation from the soil, from radon and from some construction materials is also not measured by this indicator.</p>		
<p>Disclaimer 2 – The results of this environmental impact indicator shall be used with care as the uncertainties on these results are high or as there is limited experienced with the indicator</p>		

Resource use

Indicator	Unit	A1-A3	A4	C1*	C2	C3	C4	D
RPEE	MJ	3.06E+01	3.61E-03	0	5.28E-03	1.99E-01	2.29E-03	-2.39E+01
RPEM	MJ	0.00E+00	0.00E+00	0	0.00E+00	0.00E+00	0.00E+00	0.00E+00
TPE	MJ	3.06E+01	3.61E-03	0	5.28E-03	1.99E-01	2.29E-03	-2.39E+01
NRPE	MJ	4.97E+01	2.83E-01	0	4.13E-01	1.45E+00	1.23E-02	-6.67E+01
NRPM	MJ	0.00E+00	0.00E+00	0	0.00E+00	0.00E+00	0.00E+00	0.00E+00
TRPE	MJ	4.97E+01	2.83E-01	0	4.13E-01	1.45E+00	1.23E-02	-6.67E+01
SM	kg	4.03E-01	0.00E+00	0	0.00E+00	0.00E+00	0.00E+00	0.00E+00
RSF	MJ	0.00E+00	0.00E+00	0	0.00E+00	0.00E+00	0.00E+00	0.00E+00
NRSF	MJ	0.00E+00	0.00E+00	0	0.00E+00	0.00E+00	0.00E+00	0.00E+00
W	m ³	2.22E-01	3.37E-05	0	4.91E-05	8.09E-04	1.78E-05	-1.30E-01

RPEE Renewable primary energy resources used as energy carrier; **RPEM** Renewable primary energy resources used as raw materials; **TPE** Total use of renewable primary energy resources; **NRPE** Non-renewable primary energy resources used as energy carrier; **NRPM** Non-renewable primary energy resources used as materials; **TRPE** Total use of non-renewable primary energy resources; **SM** Use of secondary materials; **RSF** Use of renewable secondary fuels; **NRSF** Use of non-renewable secondary fuels; **W** Use of net fresh water

* C1 is assumed negligible, and the value is therefore set equal to zero. To show the uncertainty for this assumption, no decimals are used.

End of life - Waste

Indicator	Unit	A1-A3	A4	C1*	C2	C3	C4	D
HW	kg	1.05E-03	6.85E-07	0	1.00E-06	6.17E-03	1.51E-08	-2.09E-03
NHW	kg	1.86E+00	2.81E-02	0	4.08E-02	1.25E+00	8.22E-02	-2.55E+00
RW	kg	1.59E-04	1.92E-06	0	2.80E-06	4.25E-06	8.49E-08	-1.69E-04

HW Hazardous waste disposed; **NHW** Non-hazardous waste disposed; **RW** Radioactive waste disposed.

* C1 is assumed negligible, and the value is therefore set equal to zero. To show the uncertainty for this assumption, no decimals are used.

End of life – output flow

Indicator	Unit	A1-A3	A4	C1*	C2	C3	C4	D
CR	kg	0.00E+00	0.00E+00	0	0.00E+00	0.00E+00	0.00E+00	0.00E+00
MR	kg	6.89E-02	0.00E+00	0	0.00E+00	9.33E-01	0.00E+00	0.00E+00
MER	kg	0.00E+00	0.00E+00	0	0.00E+00	2.56E-02	0.00E+00	0.00E+00
EEE	MJ	1.66E-04	0.00E+00	0	0.00E+00	0.00E+00	0.00E+00	0.00E+00
ETE	MJ	2.98E-04	0.00E+00	0	0.00E+00	0.00E+00	0.00E+00	0.00E+00

CR Components for reuse; **MR** Materials for recycling; **MER** Materials for energy recovery; **EEE** Exported electric energy; **ETE** Exported thermal energy.

* C1 is assumed negligible, and the value is therefore set equal to zero. To show the uncertainty for this assumption, no decimals are used.

Reading example for scientific notation: $9.0 \text{ E-03} = 9.0 \cdot 10^{-3} = 9.0 \cdot 10^{-3} = 0.009$

Information describing the biogenic carbon content at the factory gate

Biogenic carbon content	Unit	Value
Biogenic carbon content in product	kg C	0
Biogenic carbon content in the accompanying packaging	kg C	0

Additional requirements

Greenhouse gas emission from the use of electricity in the manufacturing phase

National production mix from import, low voltage (production of transmission lines, in addition to direct emissions and losses in grid) of applied electricity for the manufacturing process A3 as calculated fromecoinvent 3.8. In addition, the residual electricity mix is reported as given in AIB (2022), except for UK which is given in Carbon Footprint (2023).

Geographical location	National electricity mix [kg CO ₂ -eq/kWh]	Residual electricity mix [kg CO ₂ -eq/kWh]	Electricity used in foreground system [kWh/kg product]	Difference in GWP-total for A1-A3 [kg CO ₂ -eq]
Spain	0.33	0.3	0.13	-3.90E-03
Luxembourg	0.53	0.4	0.089	-1.16E-02
UK	0.31	0.35	0.1	4.00E-03
Germany	0.6	0.62	0.092	1.84E-03
France	0.082	0.049	0.14	-4.62E-03
Average	0.37	0.34	0.11	-2.85E-03

The fact that the value for the national electricity mix is higher than the residual electricity mix for three of five locations shows that using different data sources for these electricity mixes can make non-sensical results. The result for GWP-total would *decrease* with 2.85e-03 if values for the contribution to climate change for residual electricity mix is used instead of the values for the national electricity mix.

Additional environmental impact indicators required in NPCR Part A for construction products

In order to increase the transparency of biogenic carbon contribution to climate impact, the indicator GWP-IOBC is required as it declares climate impacts calculated according to the principle of instantaneous oxidation. GWP-IOBC is also referred to as GWP-GHG in context to Swedish public procurement legislation.

Indicator	Unit	A1-A3	A4	C1*	C2	C3	C4	D
GWP-IOBC	kg CO ₂ eq	3.88E+00	2.61E-02	0	2.56E-02	2.47E-01	5.26E-04	-5.50E+00

GWP-IOBC Global warming potential calculated according to the principle of instantaneous oxidation.

* C1 is assumed negligible, and the value is therefore set equal to zero. To show the uncertainty for this assumption, no decimals are used.

Hazardous substances

The declaration is based upon reference to threshold values and/or test results and/or material safety data sheets provided to EPD verifiers. Documentation available upon request to EPD owner.

- X The product contains no substances given by the REACH Candidate list or the Norwegian priority list.
- The product contains substances given by the REACH Candidate list or the Norwegian priority list that are less than 0,1 % by weight.
- The product contains dangerous substances, more then 0,1% by weight, given by the REACH Candidate List or the Norwegian Priority list, see table.
- The product contains no substances given by the REACH Candidate list or the Norwegian priority list. The product is classified as hazardous waste (Avfallsforskriften, Annex III), see table.

Indoor environment

Not relevant


Carbon footprint

An individual carbon footprint has not been worked out for the product but impacts connected to climate change is reported in this EPD.

Bibliography

AIB. 2022	<i>European Residual Mixes: Results of the calculation of Residual Mixes for the calendar year 2021. Version 1.0, 2022-05-21.</i> Available at: https://www.aib-net.org/sites/default/files/assets/facts/residual-mix/2021/AIB_2021_Residual_Mix_Results_1_1.pdf
Boin, U. and van Houwelingen, J. 2011	<i>Collection of aluminium from buildings in Europe.</i> Delft: Delft University of Technology
Carbon Footprint. 2023	<i>Carbon Footprint: Country specific electricity grid greenhouse gas emission factors. Last Updated: February 2023.</i> Available at: https://www.carbonfootprint.com/docs/-/2023_02_emissions_factors_sources_for_2022_electricity_v10.pdf
European Aluminium Association. 2013	<i>Product Category Rules (PCR) for Aluminium Building Products. PCR developed within the EAA EPD program.</i> Brussels: EAA
Hydro: 2023	Aluminium recycling. Available at: https://www.hydro.com/en-NO/aluminium/about-aluminium/aluminium-recycling/
ISO 14025:2010	Environmental labels and declarations - Type III environmental declarations - Principles and procedures
ISO 14044:2006	Environmental management - Life cycle assessment - Requirements and guidelines
Ecoinvent:2022	<i>ecoinvent, v. 3.8.</i> LCI database published by ecoinvent
EN 486:2009	Aluminium and aluminium alloys – Extrusion ingots – Specifications

EN 15804:2012+A2:2019	Sustainability of construction works - Environmental product declaration - Core rules for the product category of construction products
ISO 21930:2007	Sustainability in building construction - Environmental declaration of building products
NPCR:2021	NPCR Part A: Construction products and services. Version 2.0. Issue date: 24.03.2021. Valid to: 24.03.2026
NPCR 013:2021	NPCR 013 Version 3.0 Part B for Steel and Aluminium Construction Products (references to EN 15804+A2). Issue date: 06.10.2021. Valid to: 10.04.2024
NEPD-1893-768:2019	Environmental Product Declaration. Hydro Aluminium Extrusion Ingot Europe
Pauna, V.; Brekke, A; and Biedacha, M.	LCI/LCA report: Background report for the Environmental Product Declarations for CIRCAL aluminium extrusion ingot and aluminium extrusion ingot from seven different aluminium recycling plants
Pré:2022 Wernet, G., Bauer, C., Steubing, B., Reinhard, J., Moreno-Ruiz, E., and Weidema, B., 2016	SimaPro v. 9.3. LCA software The ecoinvent database version 3 (part I): overview and methodology. <i>The International Journal of Life Cycle Assessment</i> , [online] 21(9), pp.1218–1230. (Version 3.8, published in 2022 is used for the modelling)

 Global Program Operator	Program Operator	Phone	+47 23 08 80 00
	The Norwegian EPD Foundation		
	Post Box 5250 Majorstuen, 0303 Oslo	e-mail:	post@epd-norge.no
	Norway	Web:	www.epd-norge.no
	Publisher	Phone	+47 23 08 80 00
	The Norwegian EPD Foundation		
	Post Box 5250 Majorstuen, 0303 Oslo	e-mail:	post@epd-norge.no
	Norway	Web:	www.epd-norge.no
	Hydro Aluminium AS		
	Drammensveien 263, N-0240 Oslo	e-mail:	greener.aluminium@hydro.com
	Norway	Web:	www.hydro.com
	Hydro Aluminium AS		
Author of the life cycle assessment	Phone:	+47 95 88 34 70	
NORSUS AS			
Stadion 4, 1671 Kråkerøy	e-mail:	post@norsus.no	
Norway	Web:	www.norsus.no	
ECO Platform	web	www.eco-platform.org	
ECO Portal	web	ECO Portal	