

General information

Product:

Fenomastic Emulsion Primer, Jotun U.A.E. Ltd. (L.L.C.), Markets: U.A.E., Qatar, Kuwait and Bahrain

Program operator:

The Norwegian EPD Foundation
Pb. 5250 Majorstuen, 0303 Oslo
Phone: +47 23 08 80 00
e-mail: post@epd-norge.no

Declaration number: NEPD-1468-488-EN

ECO Platform reference number:**This declaration is based on Product Category Rules:**

CEN Standard EN 15804:2012+A1:2013 serves as core PCR.
Product descriptions and scenarios are based on IBU PCR Part B for coatings with organic binders. This also applies for inorganic coatings.

Statement of liability:

The owner of the declaration shall be liable for the underlying information and evidence. EPD Norway shall not be liable with respect to manufacturer information, life cycle assessment data and evidences.

Declared unit:

1 kg Fenomastic Emulsion Primer, Jotun U.A.E. Ltd. (L.L.C.), Markets: U.A.E., Qatar, Kuwait and Bahrain

Declared unit with option:

A1,A2,A3,A4

Functional unit:**Verification:**

Independent verification of data, other environmental information and the declaration according to ISO14025:2010, § 8.1.3 and § 8.1.4

External

Third party verifier:

Sign



Senior Research Scientist, Anne Rønning

(Independent verifier approved by EPD Norway)

Owner of the declaration:

Jotun A/S
Contact person: Anne Lill Gade
Phone: +47 33 45 70 00
e-mail: anne.lill.gade@jotun.no

Manufacturer:

Jotun A/S

Place of production:

Jotun U.A.E. Ltd. (L.L.C.)
P.O.Box 3671, Al Quoz Industrial Area, Dubai, U.A.E.

Management system:

ISO 9001:2008 Certificate nr: 0044915-00, ISO 14001:2004 Certificate nr 0044914-00, OHSAS 18001:2007 Certificate nr: 0044916-00.

Organisation no:

923 248 579

Issue date: 27.11.2017

Valid to: 27.11.2022

Year of study:

2017

Comparability:

EPD of construction products may not be comparable if they not comply with EN 15804 and seen in a building context.

Author of the Life Cycle Assessment:

The declaration is developed using eEPD v2.0

Approval:

Company specific data are:

Collected/registered by: Anne Elisabeth Thorstensen

Internal verification by: Fredrik Bruu Ringdal

Approved:

Sign

Product

Product description:

Fenomastic Emulsion Primer is a high performance emulsion primer, based on alkali resistant acrylic emulsion. This product is ideal for priming interior surfaces.

This product has excellent penetration into the substrate, there by providing the best adhesion, and offers best protection against alkali attack. The VOC is very low, which ensures good indoor air quality.

The declared product offers good flow, hiding power and incan anti bacterial properties. It is free from harmful chemicals like APEO, formaldehyde, heavy metals, etc.

Product specification

For information on Green Building Standard credits, see "Additional Information" on page 4.

The material composition of the declared product is given below:

Materials	
Water	50 - 75 %
Filler	25 - 50 %
Binder	3 - 5 %
Additive	1 - 3 %
Titanium dioxide	1 - 3 %
Solvent	1 - 3 %
Biocide	< 0.1 %

Technical data:

Specific gravity: 1.3
 Solids by volume: 25 ± 2 volume%
 Dry film thickness: 27 - 35 µm
 Wet film thickness: 108 - 140 µm
 Theoretical spreading rate: 9 - 7 m²/l

The most representative and worst case formulation produced at the manufacturing site is chosen for this EPD. For products with a selection of colours, this will be the formulation with the highest content of titanium dioxide.

The product packaging is based on an average sized metal packaging, including secondary packaging such as pallets and plastic wrapping.

For safety, health and environmental conditions, see the Safety Data Sheet for the declared product on www.jotun.com.

For information on technical data, application and use of the product, see the Technical Data Sheet for the declared product on www.jotun.com.

Market:

U.A.E., Qatar, Kuwait and Bahrain

Reference service life, product

The reference service life of the product is highly dependent on the conditions of use.

Estimated service life, object

The coated object is not declared.

LCA: Calculation rules

Declared unit:

1 kg Fenomastic Emulsion Primer, Jotun U.A.E. Ltd. (L.L.C.), Markets: U.A.E., Qatar, Kuwait and Bahrain

Cut-off criteria:

All major raw materials and essential energy is included. The production process for raw materials and energy flows with very small amounts (less than 0.1 % dry matter) are not included. In total, more than 99% of the material input is included. This cut-off rule does not apply for non-energy related emissions (such as wastes, hazardous materials and substances).

Data quality:

The CEPE database is used as basis for the raw material composition. Specific data for the product composition and raw material amounts has been provided by the manufacturer and represents the production of the declared product. Production site data was collected in 2015. Representative data from ecoinvent v3.2 was used for other processes. The data quality for the material input in A1 is presented in tabular form.

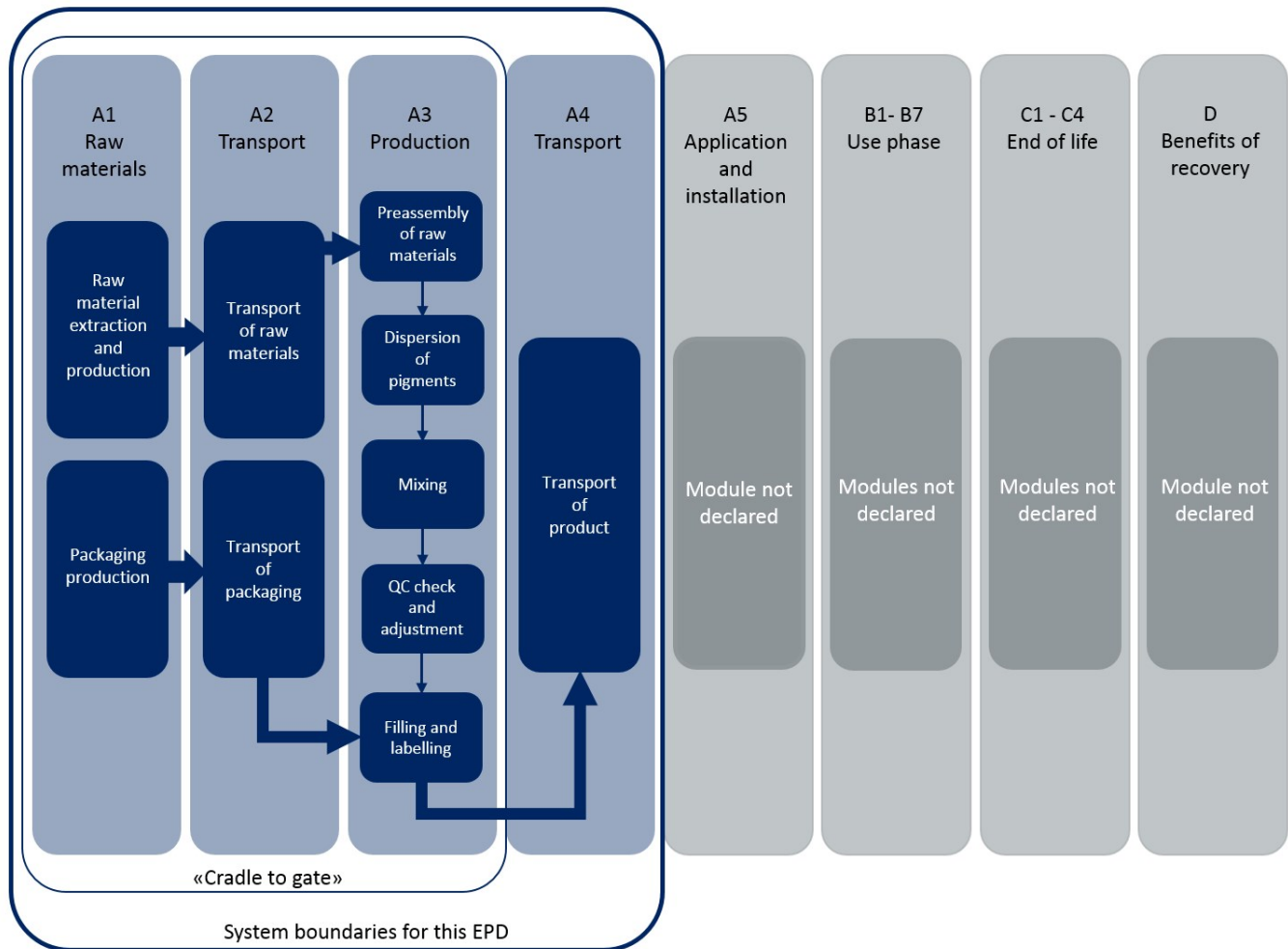
Materials	Source	Data quality	Year
Additives	CEPE RM Database v3.0	Database	2016
Binders and Resins	CEPE RM Database v3.0	Database	2016
Others	CEPE RM Database v3.0	Database	2016
Pigments and Fillers	CEPE RM Database v3.0	Database	2016
Solvents	CEPE RM Database v3.0	Database	2016
Packaging	Østfoldforskning	Database	2017

Allocation:

The allocation is made in accordance with the provisions of EN 15804. Incoming energy, water and waste production in-house is primarily allocated equally among all products through mass allocation. Specific allocation was performed for certain waste flows according to information provided by the site manager. VOC emissions have been allocated entirely to the production of solvent based paints. Effects of primary production of recycled materials is allocated to the main product in which the material was used. The recycling process and transportation of the material is allocated to this analysis.

System boundary:

The flowchart in the figure below illustrates the system boundaries for the analysis, in accordance with the modular principle of EN 15804. The analysis is a cradle-to-gate (A1 - A3) study, with option A4 transport to market.



Additional information:

The declared product contributes to Green Building Standard credits by meeting the following specific requirements:

LEED®v4 (2013):

EQ credit: Low-emitting materials

- VOC content for Primers, Sealers and Undercoaters (100 g/l) (CARB(SCM)2007) and emission lower than or equal to 0,5 mg/m³ (CDPH method 1.1).

MR credit: Building product disclosure and optimization

- Material Ingredients, Option 2: Material Ingredient Optimization, International Alternative Compliance Path - REACH optimization: Fully inventoried chemical ingredients to 100 ppm and not containing substances on the REACH Authorization list – Annex XIV, the Restriction list – Annex XVII and the SVHC candidate list.

- Environmental Product Declarations. Product-specific Type III EPD (ISO 14025;21930, EN 15804) for U.A.E.

BREEAM International (2016):

Hea 02: Meets the exemplary VOC emission demands (ISO 16000-9/10 (2006) or CDPH method 1.1 (2010)).

Mat 01: Product-specific Type III EPD (ISO 14025;21930, EN 15804) for U.A.E.

BREEAM International (2013):

Hea 02: VOC content for Interior matt walls and ceilings (Gloss <25 at 60°) (30 g/l) (EU Directive 2004/42/CE).

Additional certificates and approvals may be available on request.

LCA: Scenarios and additional technical information

The following information describe the scenarios in the different modules of the EPD.

The only module declared after the factory gate is A4 Transport to market. The transportation distance to market is calculated as a volume based average distance for transport from the U.A.E. manufacturing site to customers in U.A.E., Qatar, Kuwait and Bahrain. The total volume based average distance is based on the following average volume based transport distances of each of the markets: 53 km (U.A.E.), 768 km (Qatar), 1306 km (Kuwait) and 989 km (Bahrain).

Transport from production place to user (A4)

Type	Capacity utilisation (incl. return) %	Type of vehicle	Distance km	Fuel/Energy consumption	Unit	Value (l/t)
Truck	53,0 %	Truck World, EURO 3	553	0,019595	l/tkm	10,84
Railway					l/tkm	
Boat					l/tkm	
Other Transportation					l/tkm	

Assembly (A5)

.	Unit	Value
Auxiliary	kg	
Water consumption	m ³	
Electricity consumption	kWh	
Other energy carriers	MJ	
Material loss	kg	
Output materials from waste treatment	kg	
Dust in the air	kg	
VOC emissions	kg	

Use (B1)

.	Unit	Value

Maintenance (B2)/Repair (B3)

.	Unit	Value
Maintenance cycle*	.	
Auxiliary	kg	
Other resources	kg	
Water consumption	m ³	
Electricity consumption	kWh	
Other energy carriers	MJ	
Material loss	kg	
VOC emissions	kg	

Replacement (B4)/Refurbishment (B5)

.	Unit	Value
Replacement cycle*		
Electricity consumption	kWh	
Replacement of worn parts		

* Described above if relevant

Operational energy (B6) and water consumption (B7)

.	Unit	Value
Water consumption	m ³	
Electricity consumption	kWh	
Other energy carriers	MJ	
Power output of equipment	kW	

End of Life (C1, C3, C4)

.	Unit	Value
Hazardous waste disposed	kg	
Collected as mixed construction waste	kg	
Reuse	kg	
Recycling	kg	
Energy recovery	kg	
To landfill	kg	

Transport to waste processing (C2)

Type	Capacity utilisation (incl. return) %	Type of vehicle	Distance km	Fuel/Energy consumption	Unit	Value (l/t)
Truck					l/tkm	
Railway					l/tkm	
Boat					l/tkm	
Other Transportation					l/tkm	

LCA: Results

System boundaries (X=included, MND=module not declared, MNR=module not relevant)

Product stage				Construction installation stage	User stage								End of life stage				Beyond the system boundaries
Raw materials	Transport	Manufacturing	Transport	Assembly	Use	Maintenance	Repair	Replacement	Refurbishment	Operational energy use	Operational water use	De-construction demolition	Transport	Waste processing	Disposal	Reuse-Recovery-Recycling-potential	
A1	A2	A3	A4	A5	B1	B2	B3	B4	B5	B6	B7	C1	C2	C3	C4	D	
X	X	X	X	MND	MND	MND	MND	MND	MND	MND	MND	MND	MND	MND	MND	MND	

Environmental impact

Parameter	Unit	A1	A2	A3	A4
GWP	kg CO ₂ -eq	1,14E+00	2,65E-02	9,10E-02	5,22E-02
ODP	kg CFC11 -eq	8,71E-08	4,98E-09	1,20E-08	1,02E-08
POCP	kg C ₂ H ₄ -eq	4,76E-04	9,80E-06	2,45E-05	9,79E-06
AP	kg SO ₂ -eq	6,52E-03	2,92E-04	6,02E-04	2,77E-04
EP	kg PO ₄ ³⁻ -eq	1,69E-03	4,17E-05	6,11E-05	6,40E-05
ADPM	kg Sb -eq	2,28E-05	3,29E-08	4,83E-08	9,59E-08
ADPE	MJ	1,50E+01	4,19E-01	1,38E+00	8,63E-01

GWP Global warming potential; ODP Depletion potential of the stratospheric ozone layer; POCP Formation potential of tropospheric photochemical oxidants; AP Acidification potential of land and water; EP Eutrophication potential; ADPM Abiotic depletion potential for non fossil resources; ADPE Abiotic depletion potential for fossil resources

Reading example: 9,0 E-03 = 9,0*10⁻³ = 0,009

Resource use

Parameter	Unit	A1	A2	A3	A4
RPEE	MJ	2,14E+00	6,93E-03	4,20E-03	1,13E-02
RPEM	MJ	4,24E-01	1,72E-03	9,76E-04	3,48E-03
TPE	MJ	2,56E+00	8,65E-03	5,17E-03	1,47E-02
NRPE	MJ	1,63E+01	4,26E-01	1,39E+00	8,75E-01
NRPM	MJ	0,00E+00	0,00E+00	0,00E+00	0,00E+00
TRPE	MJ	1,63E+01	4,26E-01	1,39E+00	8,75E-01
SM	MJ	0,00E+00	0,00E+00	0,00E+00	0,00E+00
RSF	MJ	0,00E+00	0,00E+00	0,00E+00	0,00E+00
NRSF	MJ	0,00E+00	0,00E+00	0,00E+00	0,00E+00
W	m ³	1,44E-02	8,22E-05	2,28E-04	1,94E-04

RPEE Renewable primary energy resources used as energy carrier; RPEM Renewable primary energy resources used as raw materials; TPE Total use of renewable primary energy resources; NRPE Non renewable primary energy resources used as energy carrier; NRPM Non renewable primary energy resources used as materials; TRPE Total use of non renewable primary energy resources; SM Use of secondary materials; RSF Use of renewable secondary fuels; NRSF Use of non renewable secondary fuels; W Use of net fresh water

Reading example: 9,0 E-03 = $9,0 \cdot 10^{-3} = 0,009$

End of life - Waste

Parameter	Unit	A1	A2	A3	A4
HW	kg	2,69E-05	2,29E-07	5,83E-07	4,65E-07
NHW	kg	1,26E+00	2,52E-02	1,19E-02	7,35E-02
RW	kg	0,00E+00	0,00E+00	0,00E+00	0,00E+00

HW Hazardous waste disposed; NHW Non hazardous waste disposed; RW Radioactive waste disposed

Reading example: 9,0 E-03 = $9,0 \cdot 10^{-3} = 0,009$

End of life - Output flow

Parameter	Unit	A1	A2	A3	A4
CR	kg	0,00E+00	0,00E+00	0,00E+00	0,00E+00
MR	kg	0,00E+00	0,00E+00	1,54E-03	0,00E+00
MER	kg	0,00E+00	0,00E+00	3,47E-03	0,00E+00
EEE	MJ	0,00E+00	0,00E+00	0,00E+00	0,00E+00
ETE	MJ	0,00E+00	0,00E+00	0,00E+00	0,00E+00

CR Components for reuse; MR Materials for recycling; MER Materials for energy recovery; EEE Exported electric energy; ETE Exported thermal energy

Reading example: 9,0 E-03 = $9,0 \cdot 10^{-3} = 0,009$

Additional requirements

Greenhouse gas emissions from the use of electricity in the manufacturing phase

National production mix from import, low voltage (production of transmission lines, in addition to direct emissions and losses in grid) of applied electricity for the manufacturing process (A3).

Electricity mix	Data source	Amount	Unit
Electricity, United Arab Emirates (kWh)	ecoinvent 3.3 Alloc Rec	1113,82	g CO2-ekv/kWh

Dangerous substances

The product contains no substances given by the REACH Candidate list.




Indoor environment

The declared product is emission tested by RISE Research Institutes of Sweden/SP Technical Research Institute of Sweden or Eurofins in accordance with California Department of Public Health (CDPH) Standard Method v1.1–2010.

Bibliography

ISO 14025:2010 Environmental labels and declarations - Type III environmental declarations - Principles and procedures
 ISO 14044:2006 Environmental management - Life cycle assessment - Requirements and guidelines
 EN 15804:2012+A1:2013 Environmental product declaration - Core rules for the product category of construction products
 ISO 21930:2007 Sustainability in building construction - Environmental declaration of building products
 IBU PCR Part B: Requirements on the EPD for Coatings with organic binders. v1.4, September 2016
 Vold et al (2017). EPD and LCA tool for Jotun - Technical description and background information, OR 01.17, Ostfold Research, Fredrikstad 2017
 CEPE v3.0 Raw materials LCI database for the European coatings and printing ink industries
 ecoinvent v3.2 Alloc Rec, Swiss Centre of Life Cycle Inventories

BREEAM International (2013): BREEAM International New Construction Technical Manual. SD5075-1.0:2013
 BREEAM International (2016): BREEAM International New Construction Technical Manual. SD233-2.0:2017
 CARB SCM (2007). California Air Resources Board (CARB) Suggested Control Measure for Architectural Coatings, 2007
 CDPH method 1.1 (2010). Standard method for the testing and evaluation of volatile organic chemical emissions from indoor sources. California Department of Public Health, 2010
 EU Directive 2004/42/CE: The limitation of emissions of volatile organic compounds due to the use of organic solvents in certain paints and varnishes and vehicle refinishing products
 ISO 16000-9/10: 2006. Indoor air - Part 9/10: Determination of the emission of volatile organic compounds from building products and furnishing
 LEED® v4: LEED® v4 for Building design and construction, U.S. Green Building Council®, 2013
 REACH. Regulation (EC) No 1907/2006 of the European Parliament and of the Council of 18 December 2006
 SVHC candidate list. Candidate List of substances of very high concern for Authorisation IAW Article 59(10) of the REACH Regulation

	Program operator and publisher The Norwegian EPD Foundation Post Box 5250 Majorstuen, 0303 Oslo 0303 Oslo Norway	Phone: +47 23 08 82 92 e-mail: post@epd-norge.no web: www.epd-norge.no
	Owner of the declaration Jotun A/S Hystadveien 167 3209 Sandefjord	Phone: +47 33 45 70 00 Fax: e-mail: anne.lill.gade@jotun.no web: www.jotun.no
	Author of the Life Cycle Assessment Ostfold Research Stadion 4 1671 Kråkerøy	Phone: +47 69 35 11 00 Fax: +47 69 34 24 94 e-mail: post@ostfoldforskning.no web: www.ostfoldforskning.no